



Florida Department of Transportation



Road Ranger Performance Measures Annual Report

July 1, 2015 to June 30, 2016
Fiscal Year (FY) 2015/2016

Prepared by:

*Florida Department of Transportation
Commercial Vehicle Operations and
Traffic Incident Management Program
605 Suwannee Street, M.S. 90
Tallahassee, Florida 32399-0450
(850) 410-5600*

Overview

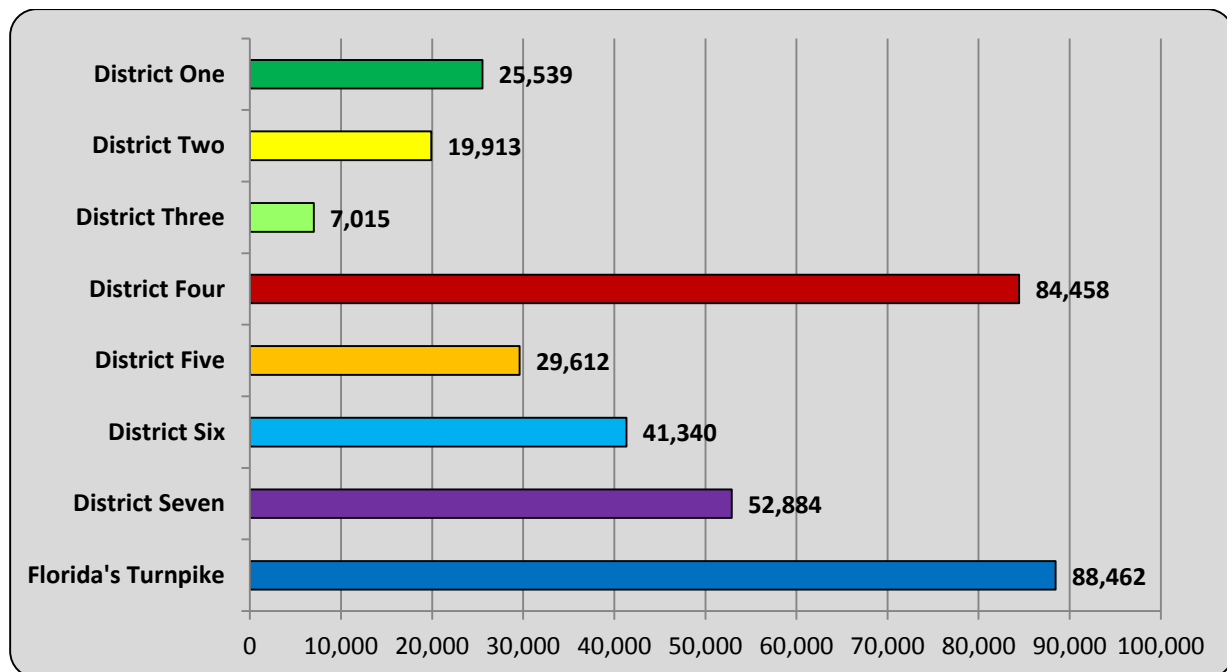
This report summarizes data gathered from the Districts via the SunGuide® traffic management software for the Road Ranger service patrol program. The Transportation Management Centers (TMCs) collect large amounts of data on incidents that occur in areas covered by the Department’s Intelligent Transportation Systems. This data is categorized by the event type to help with data analysis. Event type is defined as the primary activity that occurs related to the incident. An event can include response by more than one Road Ranger vehicle.

“**Appendix A**” provides District-specific data related to areas of coverage, i.e. counties, roadway, lane miles, etc. Also provided is information related to patrol hours/week, the maximum number of vehicles in use during peak hours, and the name of contractor providing Road Ranger service for the area. It is imperative that these differences are understood when comparing data points among the Districts.

During the Fiscal Year 2015/2016, Road Rangers were involved in 349,223 events providing assistance to the motorists of Florida.

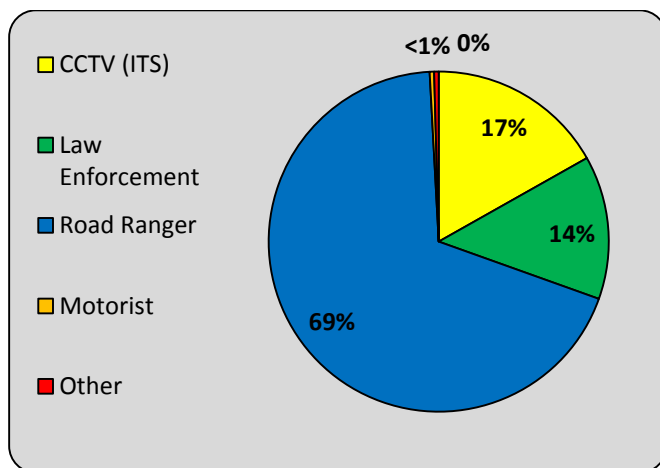
Performance Measure Data

Figure 1 - Road Ranger Events by District



Note: An event is defined as the arrival of one or more Road Ranger vehicles on-scene at an incident. Events can have multiple assists, and each Road Ranger will have at least one assist per event.

Figure 2 - Event Notification Type

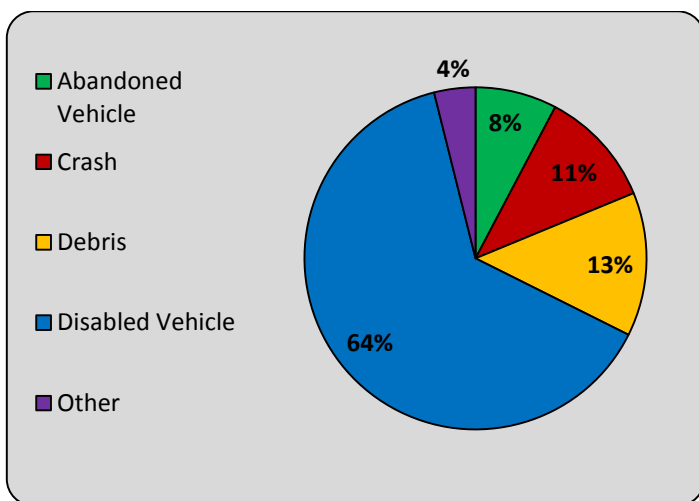


Event Notification Types	Annual Total
CCTV (ITS)	58,774
Law Enforcement	47,618
Road Ranger	239,846
Motorist	1,473
Other*	1,512
Totals	349,223

Note: Event notification type is defined as the method or source of notification of the incident to the TMC.

* The "other" category includes notifications from sources such as asset maintenance contractors, construction crews, TSS Alarms, etc.

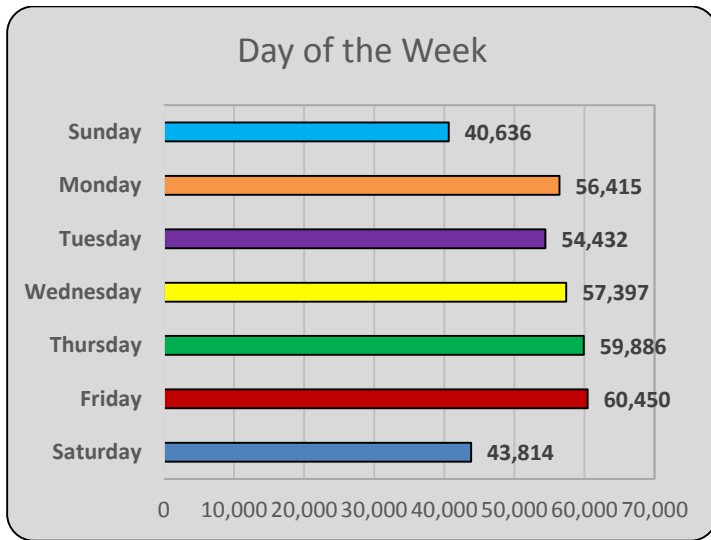
Figure 3 - Event Type



Event Type	Annual Total
Abandoned Vehicle	26,944
Crash	38,613
Debris	47,490
Disabled Vehicle	222,545
Other**	13,619
Totals	349,211

**The "other" category is utilized for events such as those involving vehicle fires, weather-related events, pedestrian on the interstate, etc., these items do not fit in the four major event categories.

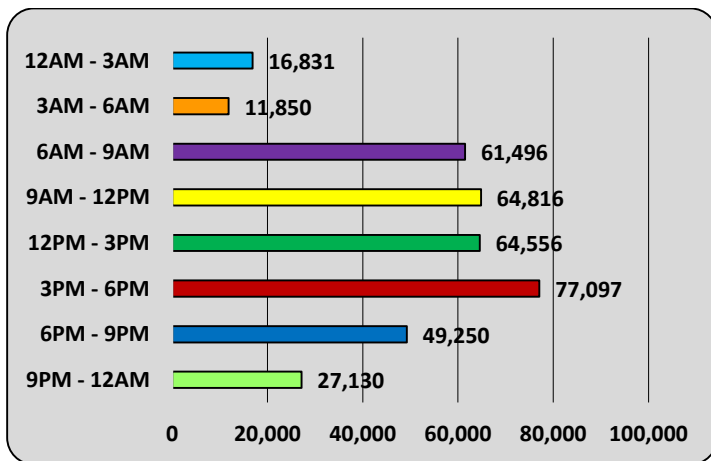
Figure 4 - Event by Day of Week



Events by Day of the Week	Annual %
Sunday	11%
Monday	15%
Tuesday	15%
Wednesday	15%
Thursday	16%
Friday	16%
Saturday	12%

Note: Event by day-of-week is affected by hours of operations per individual District. See Appendix A for District specific information.

Figure 5 - Events by Time of Day



Events by Time of Day	Annual %
12 AM - 3 AM	5%
3 AM - 6 AM	3%
6 AM - 9 AM	17%
9 AM - 12 PM	17%
12 PM - 3 PM	17%
3 PM - 6 PM	21%
6 PM - 9 PM	13%
9 PM - 12 AM	7%

Note: Events by time-of-day are affected by hours of operations per individual District. See Appendix A for District specific information.

The Road Ranger program is another tool that enhances the Department's ability to safely and quickly clear major crashes, debris, and disabled vehicles on Florida's limited-access highways. The program's success is due to communication, cooperation and coordination among Road Rangers, law enforcement, fire rescue and towing companies.

For more information on Road Ranger Performance Measures:

**Florida Department of Transportation
State Traffic Engineering and Operations Office
Commercial Vehicle Operations and Traffic Incident Management Program
605 Suwannee Street, MS 90
Tallahassee, Florida 32399-0450
Phone: (850) 410-5600**

Appendix A: District Road Ranger Capabilities & Coverage Areas

District	Counties	Roadways Patrolled	Hours of Operation	Centerline Miles	Average Patrol Hours per Week	# of Vehicles*	Contractor
1	Manatee, Sarasota, Charlotte, Lee	I-75	6am-6pm, Mon-Fri 9am-9pm, Sat & Sun	230	1,050	15	Anchor Towing and Marine Transport, Inc. Note: One of the Road Ranger units in Manatee Co. and three of the units in Polk Co. are managed by District 7
	Collier		24/7, 365				
	Polk	I-4	6am-6pm, 7 days a week 9am-9pm, Sat & Sun				
	Manatee	I-275 including Sunshine Skyway	7am-7pm, Mon-Fri 9am-9pm, Sat & Sun				
2	Duval, portion of Baker	I-10	6:30am-6:30pm, Mon-Fri	127	480	8	First Coast Road Rangers
	Duval	I-295 and J. Turner Butler Blvd.					
	Duval, portions of Nassau, St. Johns	I-95					
3	Escambia, portion of Santa Rosa	I-10 and I-110	5:00am-9:00pm, Mon-Fri	78	160	2	TransCore ITS
	Okaloosa, Walton, Holmes, Washington, Jackson, Gadsden	I-10	5:00am-9:00pm, Mon-Fri	165	240	3	AutoBase
	Leon	I-10	5:00am-9:00pm, Mon-Fri	14	160	2	TransCore ITS
4	Broward**	I-95, I-75 and I-595	24/7, 365	192	2,744	28	Jorgensen Contract Services, LLC
	Palm Beach	I-95					Anchor Towing
	Martin, Indian River, St. Lucie	I-95 (Exit 83 - Exit 156)					6am-10pm, Mon-Fri
5	Orange, Osceola, Seminole, Volusia	I-4	6am-12am, Mon-Thurs 6am-3:30am, Fri-Sun	52	640	12	Lynx - Central Florida
	Orange, Seminole	I-4	24/7, 365	21	800	5	Infrastructure Corporation of America (ICA)
6	Miami-Dade**	I-75, I-95, I-195, I-395, SR 826, I-95 Express	24/7, 365	56	2,424	17	Sunshine Towing Construction Zones - Community Asphalt Corp.
7	Hillsborough and Pasco	I-75	24/7, 365***	140	1,696	14	Anchor Towing and Marine Transport, Inc.
	Hillsborough	I-4					
	Hillsborough and Pinellas	I-275					
	Hillsborough	I-4 Connector					
	Hillsborough**	Leroy Selmon Expressway					
FTE	Miami-Dade, Broward, Palm Beach	FTE, Mile Post 0-116, Sawgrass Expy.	24/7, 365	418	1,734	15	Florida Turnpike Services, LLC
	Osceola, Okeechobee, Indian River, St. Lucie, Martin	FTE, Mile Post 116-248	6am-10pm, 7 days a week				
	Orange**, Osceola	FTE, Mile Post 248-272	24/7, 365				
	Lake, Sumter	FTE, Mile Post 272-308	6am-10pm, 7 days a week				
	Orange**	Portions of SR417, SR 429, SR 528	6am-10pm, 7 days a week				
	Hillsborough, Pasco, Hernando	Veterans Expy. Suncoast Pkwy.	6am-8pm, Mon-Fri				Anchor Towing and Marine Transport, Inc.

* - Number of Vehicles is defined as the maximum number of Road Ranger vehicles in use during peak hours.

** - I-595, The Leroy Selmon Expressway, Orlando-Orange County Expressway Authority and the Miami-Dade Expressway Authority each provide Road Ranger services on roadways under their management. These programs are managed independently but function the same as the other District Road Rangers.

*** - District 7 coverage varies by day of week and hour of day. Some areas are patrolled 16 hours per day, 5:30am-1:30pm and 1:30pm-9:30pm.