

# Florida Seaport System



15

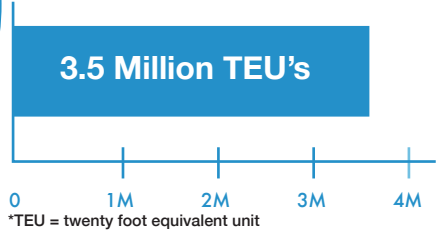
## Public Seaports

- Cargo Seaports
- Cruise Seaports
- Other Seaports

10

## Container Ports

Service to Mexico, the Caribbean, Central America, South America, Africa, Europe, and Asia. 10 of the top 12 ocean carriers call on Florida.



## Linking Florida to the World

- ### Florida Facts
- 👤 20.3 million residents — 3rd in Nation.  
105 million out of state and international visitors — 1st in nation.
  - 🌊 1,350 miles of Atlantic Ocean and Gulf of Mexico coastline.
  - 📈 \$833 in annual GSP (Gross State Product) — 4th in nation.
  - 📍 Florida is located at the crossroads of East-West and North-South trade.

### Seaport System Improvements

Since 2011, Florida's state government has provided nearly \$940 million in direct seaport infrastructure funding. Seaports are leveraging those investments into billions of dollars worth of projects:

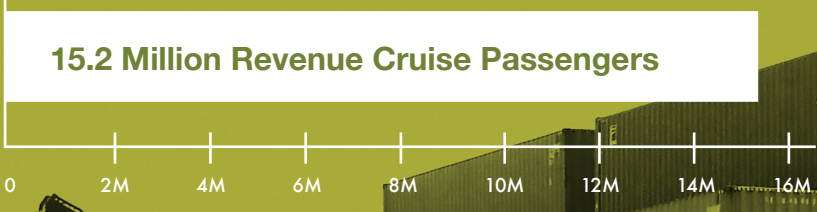
- Deepening and widening waterways for larger ships
- Rail, berth, yard, and gate improvements
- State-of-the-art container handling equipment, & super post Panamax cranes
- Highway, rail connections, and distribution networks, linking Florida's seaports with markets throughout North America

**No other U.S. state offers as many container ports and supply chain options and choices to retailers, manufacturers, 3PL's and ocean carriers.**

7

## Cruise Ports

World's Largest Passenger Cruise Market




8

## Bulk Cargoes

24.3 Million Metric Tons Dry Bulk

50.4 Million Metric Tons Liquid Bulk



Florida's 15 public seaports create economic prosperity from waterborne commerce, supporting over 680,000 jobs throughout the state.

Florida's seven passenger cruise ports represent the world's largest cruise market with 19 cruise lines handling over 15.2 million revenue passengers in 2015. The world's top three cruise ports are in Florida.

Essential fuels, and other liquid commodities, as well as gravel, fertilizer and other dry materials are handled by our ports in bulk shipments totaling over 81 million metric tons annually.

Virtually all of our active cargo ports handle a wide-variety of **general cargoes** (break-bulk) amounting to over 6.8 million metric tons per year.

Florida is also very prominent in vehicle shipments, and is **one of the top three US states for vehicle shipments**, and the **number one state for vehicle exports** in 2014.

**Over 3.5 million TEU's** (Twenty-Foot Equivalent Units) are handled annually by the state's **ten active container ports**, making **Florida the number five state in total container volume in 2015**. Containers carry an ever growing and broadening variety of consumer goods, manufactured items, food products and commodities each year. Over 25 different container shipping lines call at Florida Ports, including 10 of the world's top 12 ocean carriers.

Container cargoes represent a huge growth potential for Florida's ports given the fact that in 2013 approximately 45% of the containerized cargo consumed or originating in Florida transited through a seaport outside of the state. **Therefore, Florida's ports could nearly double their container volumes without requiring an increase in market activity.**

**The efficiency of the entire US supply chain can increase by Florida ports capturing more of the container volumes originating from or destined to Florida.** Ports, rail and trucking services currently handling these cargoes and bringing them to/from Florida will be less congested and have increased capacity for other cargo flows. The Florida highway system will see less trucks from out of state, and long-range empty back-hauls will also decline. **Increasing the capacities and capabilities of Florida's ports and freight network will also strengthen the state's ability to attract and grow large-scale and broad-based manufacturing activity.**

Thanks to billions of dollars of increased state infrastructure investments since 2011, recent growth in container volumes suggest that Florida ports are already beginning to capture some of these cargoes, and the trends in global logistics patterns, combined with Florida's continuing investments position the state's ports to gain an increasing share of the world's waterborne commerce for decades to come.

The vision for the Florida Department of Transportation, Seaport Office is to continue to invest in facilities and processes that improve access and capacity at Florida's seaports to attract and handle the increasing variety of ships and cargo types that carry the basic commodities and valuable products which provide the necessities and niceties to support the prosperity and well-being of Florida's businesses, residents and visitors.



Visit our website: <http://www.dot.state.fl.us/seaport>  
\*Data is from year 2015, except where noted

