




136 S. Bronough Street
Tallahassee, Florida 32301



800 N. Magnolia Avenue, Suite 1100
Orlando, Florida 32803
(407) 956-5600



1580 Waldo Palmer Lane, Suite 1
Tallahassee, Florida 32308
(850) 921-1119



A message from Governor
Scott on the future of
Florida's Freight and Trade

ST. JOHNS COUNTY FREIGHT & LOGISTICS OVERVIEW

FLORIDA DEPARTMENT OF TRANSPORTATION


FDOT CONTACTS

Ananth Prasad, P.E.
Secretary of Transportation
Phone (850) 414-5205
Ananth.Prasad@dot.state.fl.us

Juan Flores
Administrator, Freight Logistics &
Passenger Operations
Phone (850) 414-5245
Juan.Flores@dot.state.fl.us

Richard Biter
Assistant Secretary for Intermodal
Systems Development
Phone (850) 414-5235
Richard.Biter@dot.state.fl.us

Greg Evans
District 2, Secretary
Phone (386) 961-7800
Greg.Evans@dot.state.fl.us



Federal Legislative Contacts

United States Senate
Bill Nelson
Phone (202) 224-5274

United States Senate
Marco Rubio
Phone (202) 224-3071


US House of Representatives
District 3, Ron DeSantis
Phone (202) 225-2706

State Legislative Contacts:

Florida Senate
District 6, John Thrasher
Phone (850) 487-5006

Florida House of Representatives
District 17, Ronald "Doc" Renuart
Phone (850) 717-5017

Florida House of Representatives
District 24, Travis Hutson
Phone (850) 717-5024



FDOT MISSION:

THE DEPARTMENT WILL PROVIDE A SAFE TRANSPORTATION SYSTEM THAT ENSURES THE MOBILITY OF PEOPLE AND GOODS, ENHANCES ECONOMIC PROSPERITY AND PRESERVES THE QUALITY OF OUR ENVIRONMENT AND COMMUNITIES.



In recognition of the significant role that freight mobility plays as an economic driver for the state, an Office of Freight, Logistics and Passenger Operations has been created at FDOT. This office has been tasked with meeting the requirements of legislation in Florida House Bill 599, as well as meeting national freight guidance offered in H.R. 4348, the Moving Ahead for Progress in the 21st Century Act (MAP-21).

HB599 requires FDOT to lead the development of a plan to "enhance the integration and connectivity of the transportation system across and between transportation modes throughout the state." For this reason, Florida is already on schedule to meet MAP-21 guidelines and has become a leader in freight issues through its ongoing work in developing a Freight Mobility and Trade Plan. For more information, please see www.freightmovesflorida.com.



January 2013

St. Johns County

FREIGHT & LOGISTICS OVERVIEW



COUNTY SEAT	LARGEST CITY	AREA	POPULATION	POPULATION GROWTH RATE
St. Augustine, FL	St. Augustine, FL	821 square miles	190,039	54.3% (2000-2010)

Primary Economic Development Contact: <http://www.stjohnscountychamber.com>

- The City of St. Augustine was settled in 1565 by Pedro Menendez de Aviles. It holds the title of the "Nation's Oldest City" because it is the oldest continuously occupied European founded city in the United States.
- St. Johns County is home to the International World Golf Village, World Golf Hall of Fame, and The Players Championship at Sawgrass in Ponte Vedra.
- The City of St. Augustine is preparing for its 450th Anniversary on September 12, 2015.

Top 5 Growing Industries

INDUSTRY	NET JOB CREATION
1. Retail Trade	1030
2. Professional, Scientific, and Technical Services	541
3. Wholesale Trade	490
4. Accommodation and Food Services	489
5. Manufacturing	295

Source: Florida Department of Economic Opportunity, Labor Market Statistics Center, LEHD State of Florida County Reports-Quarterly Workforce Indicators 2010-2011.

Largest Industry Sectors by Employment

INDUSTRY SECTORS	% OF WORKFORCE
1. Trade, Transportation, and Utilities	20.5%
2. Leisure and Hospitality	20.5%
3. Education and Health Services	15.7%

Source: Enterprise Florida

Major Private Sector Employers

EMPLOYER	BUSINESS LINE	NUMBER OF EMPLOYEES
1. Flagler Hospital	Healthcare	900
2. Northrup Grumman	Aircraft Manufacturing	800
3. PGA Tour Inc.	Professional Golf Events Managements	563
4. Ponte Vedra Inn & Club	Hotel/Resort	550
5. Ring Power	Heavy Equipment Sales & Repair	500

Source: Enterprise Florida

Florida infrastructure moves 762 million tons of freight traffic annually.

The state highway system sees 195,755 million annual vehicle miles of travel.

Truck travel accounted for approximately 11% of vehicle miles traveled on the SIS in 2010.

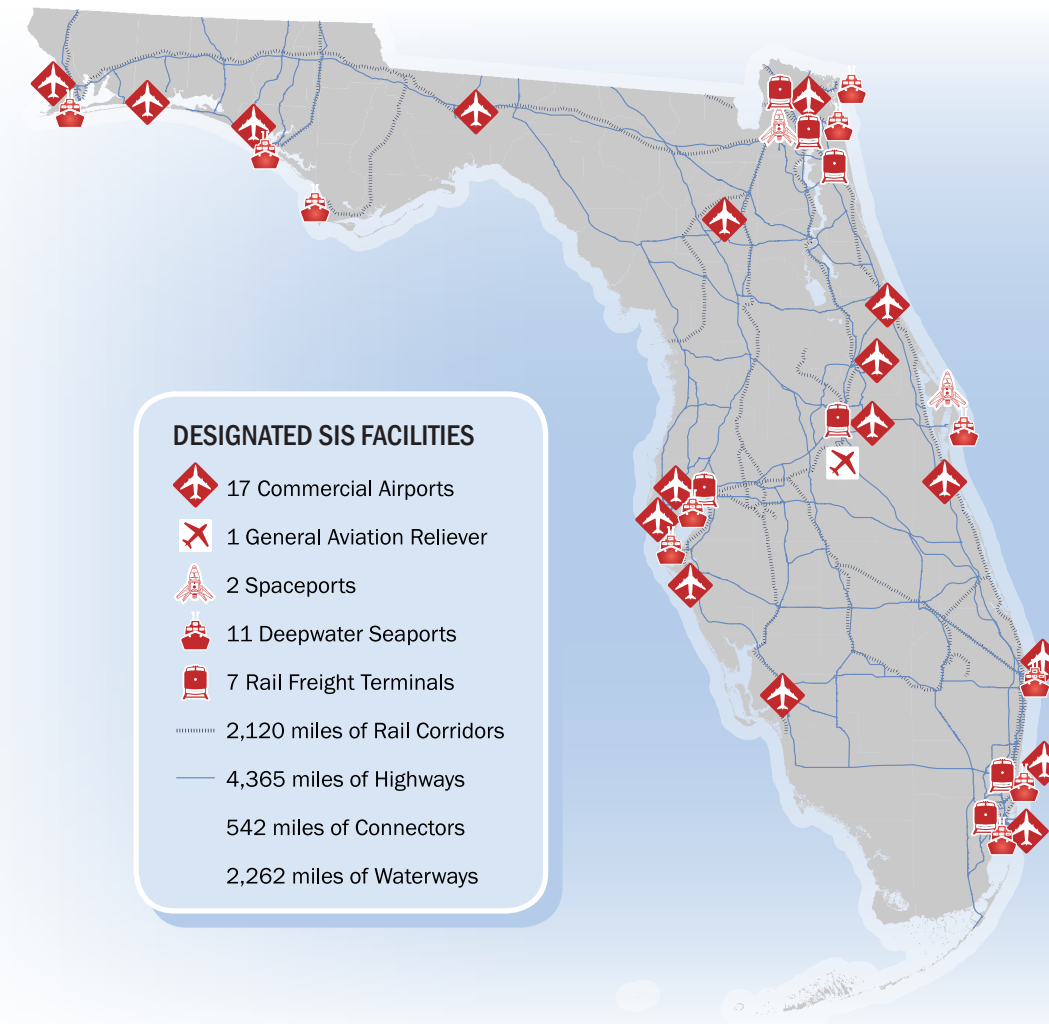
Florida has over 2,700 miles of rail lines, which move over 98 million tons of freight annually.

Florida's Strategic Intermodal System (SIS)

- Strategic** – Consists of statewide and regionally significant facilities and services
- Intermodal** – Contains all forms of transportation for moving both people and goods, including linkages for smooth and efficient transfers between modes and major facilities
- System** – Integrates individual facilities, services, forms of transportation (modes) and linkages into a single, integrated transportation network

The SIS was established to:

- Efficiently serve the mobility needs of Florida's citizens, businesses and visitors
- Help Florida become a worldwide economic leader, enhance economic prosperity and competitiveness, enrich quality of life and reflect responsible environmental stewardship



Florida has 784 aviation facilities, 129 public use, and 19 have commercial service.

The state boasts 2 spaceports and 5 active launch facilities.

Florida's 15 deepwater seaports moved 106.4 million tons of cargo and handled 2.8 million TEU's (20 foot equivalent container unit) in 2010.

Seven of the 15 seaports in Florida carried 12.7 million passengers, 12.1 million of which sailed on multi-day cruises in 2010.

100% of SIS waterborne freight in Florida is on a coastal or international shipping route.

16 Fortune 500 companies have their headquarters in Florida.

Florida

FREIGHT & LOGISTICS OVERVIEW

POPULATION	POPULATION RANK	AREA	AREA RANK	POPULATION GROWTH RATE
18.8 million	4th	53,625 sq. mi.	22nd	17.6% (2000-2010)

Chamber of Commerce website: <http://www.flchamber.org>

Top Employment Sectors

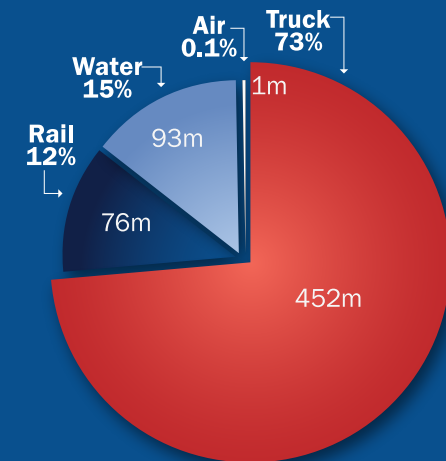
(Nonagricultural Business Groups by Industry)

1. Trade, Transportation, and Utilities
2. Education and Health Services
3. Government Services
4. Professional and Business Services
5. Healthcare and Social Assistance
6. Leisure and Hospitality

Source: Department of Economic Opportunity-Current Employment Statistics (2012)

DOMESTIC AND INTERNATIONAL MODAL MIX

(millions of tons)



Source: Trade & Logistics Study, Florida Chamber 2009

Top Business Sector Initiatives for Retention and Promotion

1. Clean Energy
2. Information Technology
3. Life Sciences
4. Aviation/ Aerospace
5. Homeland Security/ Defense
6. Financial/ Professional Services

Source: Florida Chamber of Commerce

TOTAL FREIGHT FLOWS



Source: Trade & Logistics Study, Florida Chamber 2009

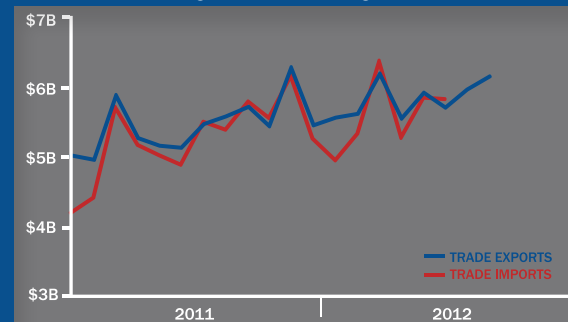
Top International Trade Partners

The state of Florida is a major international hub accounting for approximately \$149 billion in international trade activity in 2011.

EXPORTS		IMPORTS	
1. Switzerland		1. China	
2. Brazil		2. Mexico	
3. Venezuela		3. Japan	
4. Canada		4. Canada	
5. Colombia		5. Colombia	


Source: Trade & Logistics Study, Florida Chamber 2009

FLORIDA TRADE ACTIVITY



Key Transportation and Freight Facilities

STRATEGIC INTERMODAL SYSTEM (SIS) HIGHWAYS		I-95, SR 207, First Coast Outer Beltway
SIS RAILROADS		FEC
SIS AIRPORTS		Jacksonville International Airport
SEAPORTS		JAXPORT
NON SIS STATE HIGHWAYS		US 1, SR A1A, SR 16
GENERAL AVIATION AIRPORTS		Northeast Florida Regional Airport



Top Imports


INBOUND FREIGHT	TRUCK TONNAGE
1. Bulk Movement in Boxcars	564,114
2. Nonmetallic Minerals	278,695
3. Clay, Concrete, Glass or Stone	169,907
4. Food or Kindred Products	94,594
5. Waste or Scrap Materials	88,520

Source: IHS Global Inc.'s Transearch, 2011

Top Exports

OUTBOUND FREIGHT	TRUCK TONNAGE
1. Farm Products	308,496
2. Nonmetallic Minerals	294,976
3. Clay, Concrete, Glass or Stone	149,052
4. Primary Metal Products	48,752
5. Bulk Movement in Boxcars	43,429

Source: IHS Global Inc.'s Transearch, 2011



Top Trading Partners

IMPORTS	TRUCK TONNAGE
Duval County, FL	396,778
Miami-Dade County, FL	124,299
Chatham County, GA	54,561
Alachua County, FL	47,807
Hillsborough County, FL	46,246

Source: IHS Global Inc.'s Transearch, 2011

Top Trading Partners

EXPORTS	TRUCK TONNAGE
Duval County, FL	603,417
Clay County, FL	36,014
Volusia County, FL	26,351
Marion County, FL	18,786
Orange County, FL	17,380

Source: IHS Global Inc.'s Transearch, 2011

LEGEND

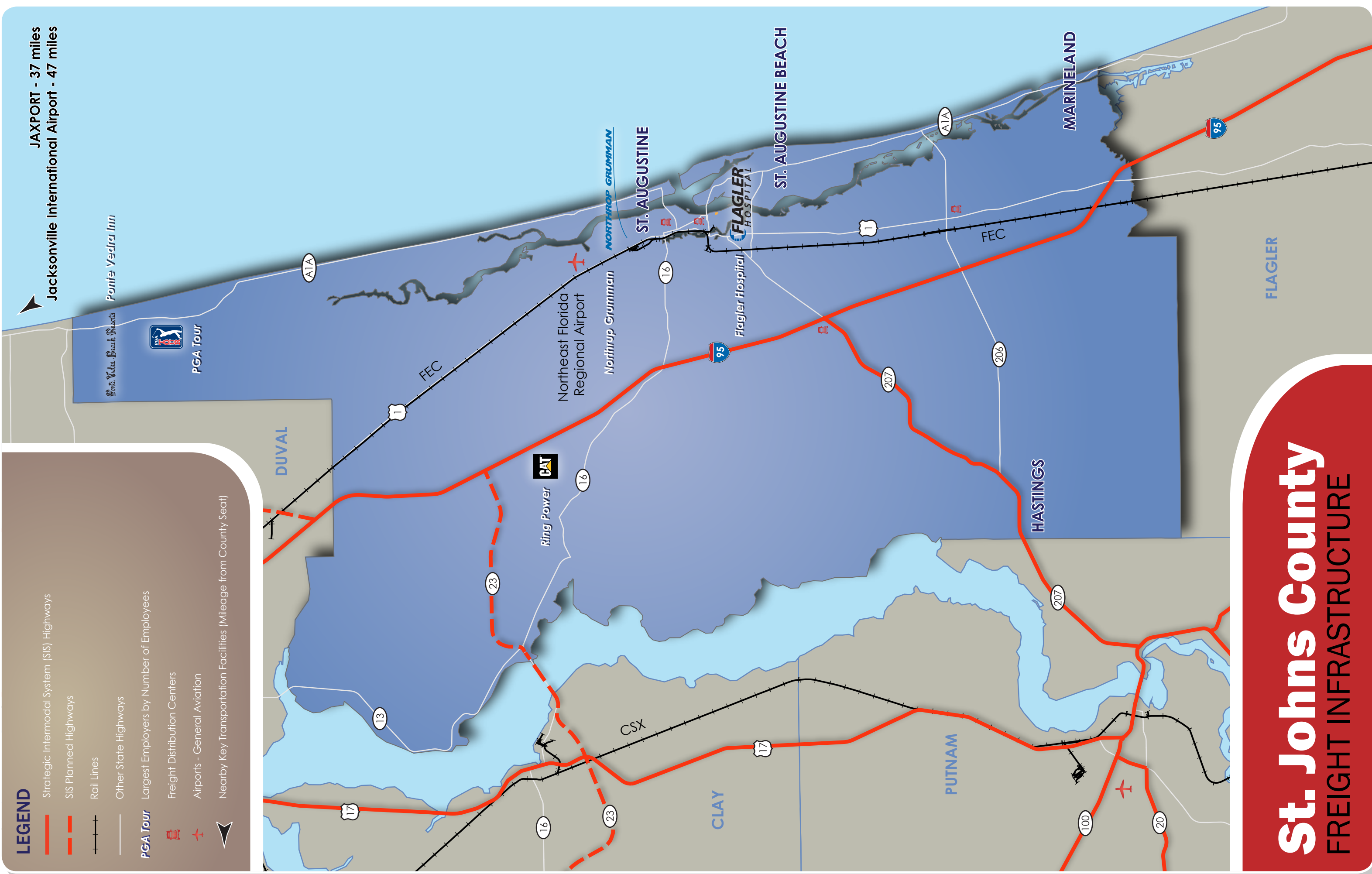
- Strategic Intermodal System (SIS) Highways
- - - SIS Planned Highways
- Rail Lines
- Other State Highways

PGA TOUR

- 🏠 Largest Employers by Number of Employees
- ✈️ Freight Distribution Centers
- ✈️ Airports - General Aviation

📍 Nearby Key Transportation Facilities (Mileage from County Seat)

JAXPORT - 37 miles
Jacksonville International Airport - 47 miles



St. Johns County

FREIGHT INFRASTRUCTURE