

FLORIDA DEPARTMENT OF TRANSPORTATION



FLORIDA POPULATION PROJECTIONS FROM 2020 TO 2045

WITH 2010 CENSUS AND 2016 ESTIMATES

District Summary by County	US Census April 1, 2010	Current Estimate April 1, 2016	Population Projections, April 1					
			2020	2025	2030	2035	2040	2045
<b>District 1</b>	<b>2,658,027</b>	<b>2,861,841</b>	<b>3,079,400</b>	<b>3,331,000</b>	<b>3,545,400</b>	<b>3,744,400</b>	<b>3,921,100</b>	<b>4,084,300</b>
Charlotte	159,978	170,450	180,100	191,000	200,400	208,400	215,600	222,100
Collier	321,520	350,202	379,200	413,000	442,000	469,200	493,800	516,000
DeSoto	34,862	35,141	35,900	36,700	37,500	38,200	38,700	39,200
Glades	12,884	13,047	13,500	14,000	14,400	14,700	15,000	15,300
Hardee	27,731	27,637	27,800	27,900	28,100	28,200	28,300	28,300
Hendry	39,140	38,370	39,200	40,100	40,600	41,100	41,700	42,100
Highlands	98,786	101,531	105,400	109,600	113,000	115,600	117,600	119,600
Lee	618,754	680,539	748,900	828,100	895,900	962,900	1,024,700	1,081,700
Manatee	322,833	357,591	388,700	425,700	458,700	487,700	511,800	535,200
Okeechobee	39,996	40,806	41,900	43,100	44,000	44,700	45,300	45,900
Polk	602,095	646,989	698,000	757,200	806,800	853,700	896,400	935,200
Sarasota	379,448	399,538	420,800	444,600	464,000	480,000	492,200	503,700
<b>District 2</b>	<b>1,960,058</b>	<b>2,079,483</b>	<b>2,204,300</b>	<b>2,348,700</b>	<b>2,477,300</b>	<b>2,593,600</b>	<b>2,694,500</b>	<b>2,788,200</b>
Alachua	247,336	257,062	265,500	275,200	283,100	290,300	296,700	302,700
Baker	27,115	26,965	27,800	28,700	29,500	30,100	30,600	31,100
Bradford	28,520	27,440	28,800	29,300	29,500	29,700	29,900	30,100
Clay	190,865	205,321	223,400	244,200	262,100	278,700	294,100	308,300
Columbia	67,531	68,566	71,100	73,700	75,800	77,600	79,100	80,300
Dixie	16,422	16,773	17,200	17,700	18,100	18,400	18,700	18,900
Duval	864,263	923,647	975,500	1,035,100	1,089,300	1,138,500	1,179,900	1,218,700
Gilchrist	16,939	16,848	17,500	18,400	19,000	19,600	20,100	20,500
Hamilton	14,799	14,665	15,300	15,600	15,900	16,200	16,400	16,600
Lafayette	8,870	8,621	8,900	9,200	9,500	9,800	10,000	10,200
Levy	40,801	40,553	41,700	43,000	44,100	44,900	45,600	46,200
Madison	19,224	19,238	19,400	19,500	19,600	19,700	19,800	19,900
Nassau	73,314	77,841	83,900	91,200	97,600	103,400	108,700	113,500
Putnam	74,364	72,972	73,100	73,600	74,000	74,300	74,600	74,800
St. Johns	190,039	220,257	250,500	287,000	320,800	351,100	377,500	402,200
Suwannee	41,551	44,349	46,000	47,800	49,300	50,600	51,800	52,700
Taylor	22,570	22,478	22,400	22,700	23,000	23,200	23,300	23,500
Union	15,535	15,887	16,300	16,800	17,100	17,500	17,700	18,000
<b>District 3</b>	<b>1,366,092</b>	<b>1,438,229</b>	<b>1,502,900</b>	<b>1,577,000</b>	<b>1,638,700</b>	<b>1,691,600</b>	<b>1,737,800</b>	<b>1,780,800</b>
Bay	168,852	176,016	184,700	194,600	202,700	209,400	215,100	220,700
Calhoun	14,625	14,580	14,900	15,200	15,400	15,600	15,700	15,900
Escambia	297,619	309,986	317,100	325,500	332,900	338,200	342,200	345,800
Franklin	11,549	11,916	12,100	12,400	12,600	12,800	12,900	13,000
Gadsden	46,389	48,486	49,200	49,900	50,600	51,300	51,900	52,300
Gulf	15,863	16,628	17,100	17,700	18,100	18,500	18,800	19,100
Holmes	19,927	20,003	20,200	20,400	20,500	20,500	20,500	20,600
Jackson	49,746	50,345	50,900	51,400	51,800	52,100	52,500	52,800
Jefferson	14,761	14,498	14,700	14,900	15,000	15,100	15,100	15,200

FLORIDA DEPARTMENT OF TRANSPORTATION



FLORIDA POPULATION PROJECTIONS FROM 2020 TO 2045

WITH 2010 CENSUS AND 2016 ESTIMATES

District Summary by County	US Census April 1, 2010	Current Estimate April 1, 2016	Population Projections, April 1					
			2020	2025	2030	2035	2040	2045
<b>District 3 (continued)</b>								
Leon	275,487	287,671	301,800	318,300	332,500	344,600	354,500	363,600
Liberty	8,365	8,736	9,200	9,700	10,100	10,500	10,800	11,100
Okaloosa	180,822	192,925	200,400	208,300	214,300	220,100	225,000	229,700
Santa Rosa	151,372	167,009	181,400	197,900	211,700	223,700	235,300	246,300
Wakulla	30,776	31,599	33,300	35,400	37,100	38,600	40,000	41,200
Walton	55,043	62,943	70,400	79,300	86,800	93,700	100,300	106,100
Washington	24,896	24,888	25,500	26,100	26,600	26,900	27,200	27,400
<b>District 4</b>	<b>3,630,335</b>	<b>3,836,360</b>	<b>4,039,300</b>	<b>4,271,600</b>	<b>4,462,300</b>	<b>4,627,300</b>	<b>4,774,100</b>	<b>4,910,800</b>
Broward	1,748,066	1,854,513	1,940,700	2,038,400	2,117,200	2,182,300	2,237,900	2,290,800
Indian River	138,028	146,410	156,600	168,400	178,300	186,900	194,800	201,800
Martin	146,318	150,870	157,500	164,300	169,700	174,300	178,100	181,300
Palm Beach	1,320,134	1,391,741	1,465,900	1,550,600	1,619,100	1,679,700	1,735,100	1,786,600
St. Lucie	277,789	292,826	318,600	349,900	378,000	404,100	428,200	450,300
<b>District 5</b>	<b>3,692,794</b>	<b>4,030,109</b>	<b>4,367,000</b>	<b>4,766,300</b>	<b>5,110,700</b>	<b>5,411,500</b>	<b>5,683,900</b>	<b>5,936,200</b>
Brevard	543,376	568,919	595,700	625,500	649,200	666,300	681,700	696,100
Flagler	95,696	103,095	115,300	130,000	143,400	156,000	167,900	178,900
Lake	297,047	323,985	355,300	391,600	422,800	451,300	478,400	503,600
Marion	331,303	345,749	367,500	392,800	414,800	434,700	452,000	467,600
Orange	1,145,956	1,280,387	1,404,500	1,553,800	1,682,300	1,794,300	1,898,600	1,995,100
Osceola	268,685	322,862	372,800	435,200	491,200	537,600	577,600	616,300
Seminole	422,718	449,124	474,700	504,000	528,400	550,700	570,300	588,000
Sumter	93,420	118,577	140,900	168,100	192,600	216,000	236,400	255,200
Volusia	494,593	517,411	540,300	565,300	586,000	604,600	621,000	635,400
<b>District 6</b>	<b>2,569,547</b>	<b>2,776,841</b>	<b>2,937,600</b>	<b>3,125,100</b>	<b>3,296,900</b>	<b>3,451,400</b>	<b>3,592,900</b>	<b>3,719,700</b>
Miami-Dade	2,496,457	2,700,794	2,861,400	3,048,600	3,220,000	3,374,200	3,515,800	3,642,700
Monroe	73,090	76,047	76,200	76,500	76,900	77,200	77,100	77,000
<b>District 7</b>	<b>2,924,479</b>	<b>3,125,791</b>	<b>3,308,600</b>	<b>3,524,200</b>	<b>3,712,800</b>	<b>3,877,500</b>	<b>4,022,000</b>	<b>4,158,600</b>
Citrus	141,236	143,054	148,400	154,500	159,600	163,800	167,100	170,000
Hernando	172,778	179,503	191,100	204,600	216,300	227,000	236,200	244,400
Hillsborough	1,229,226	1,352,797	1,466,900	1,602,900	1,722,900	1,824,900	1,919,900	2,007,100
Pasco	464,697	495,868	534,800	579,800	618,300	653,900	686,000	715,800
Pinellas	916,542	954,569	967,400	982,400	995,700	1,007,900	1,012,800	1,021,300
<b>Florida</b>	<b>18,801,332</b>	<b>20,148,654</b>	<b>21,439,100</b>	<b>22,943,900</b>	<b>24,244,100</b>	<b>25,397,300</b>	<b>26,426,300</b>	<b>27,378,600</b>

SOURCES:

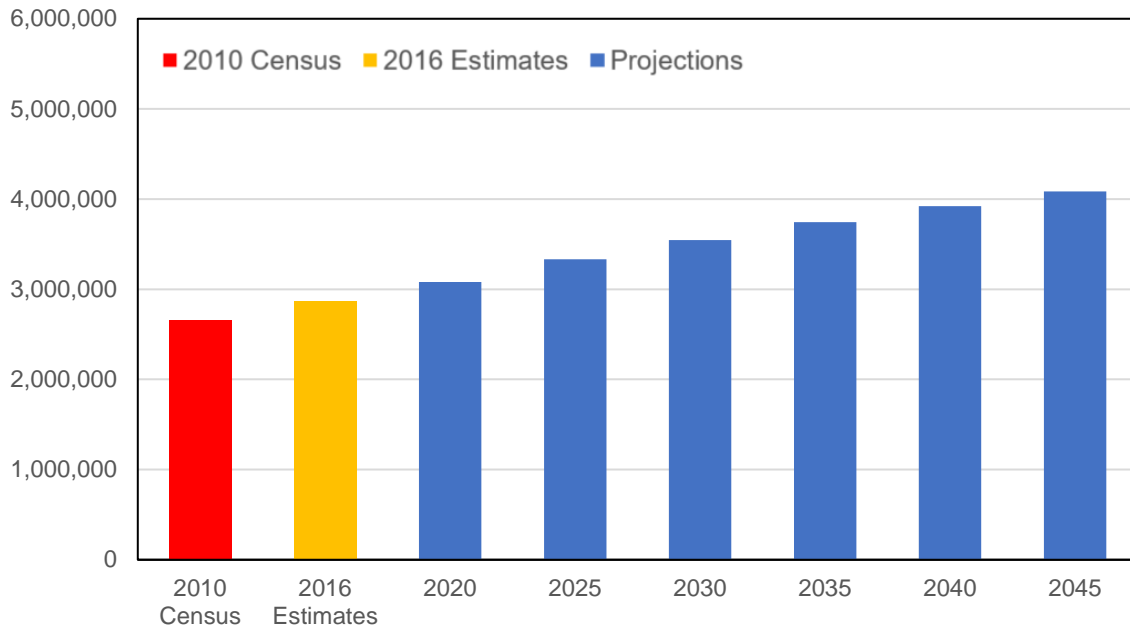
U.S. Department of Commerce - Bureau of the Census  
 University of Florida - Bureau of Economic and Business Research

NOTE:

County totals are rounded to the nearest 100 persons, county may not add to statewide totals due to rounding.

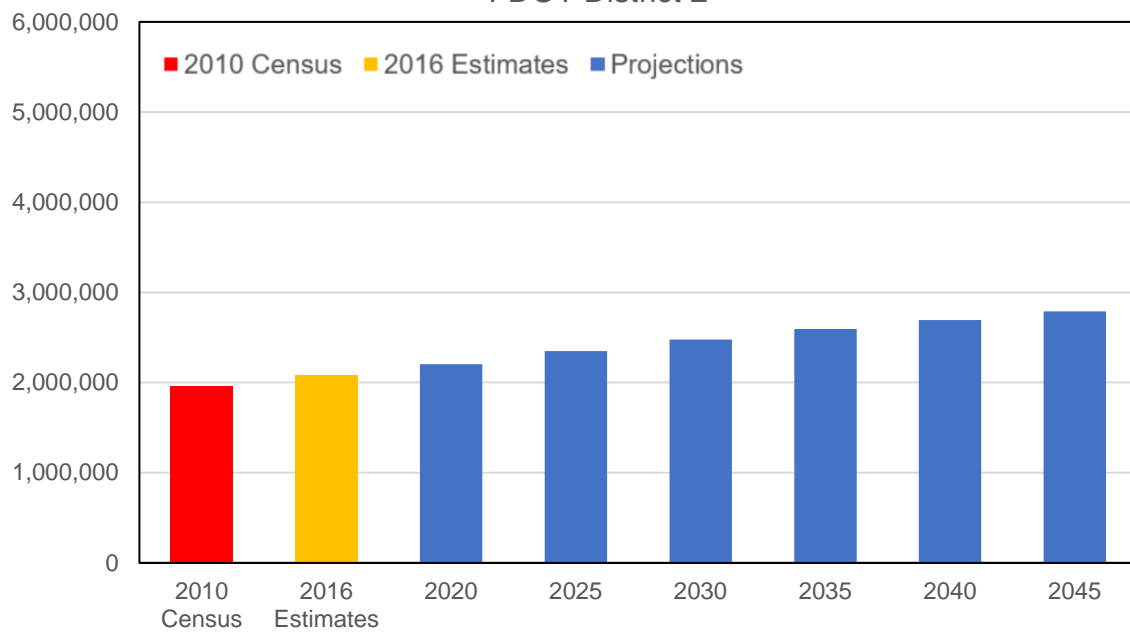
## Population: Census, Estimates & Projections

FDOT District 1



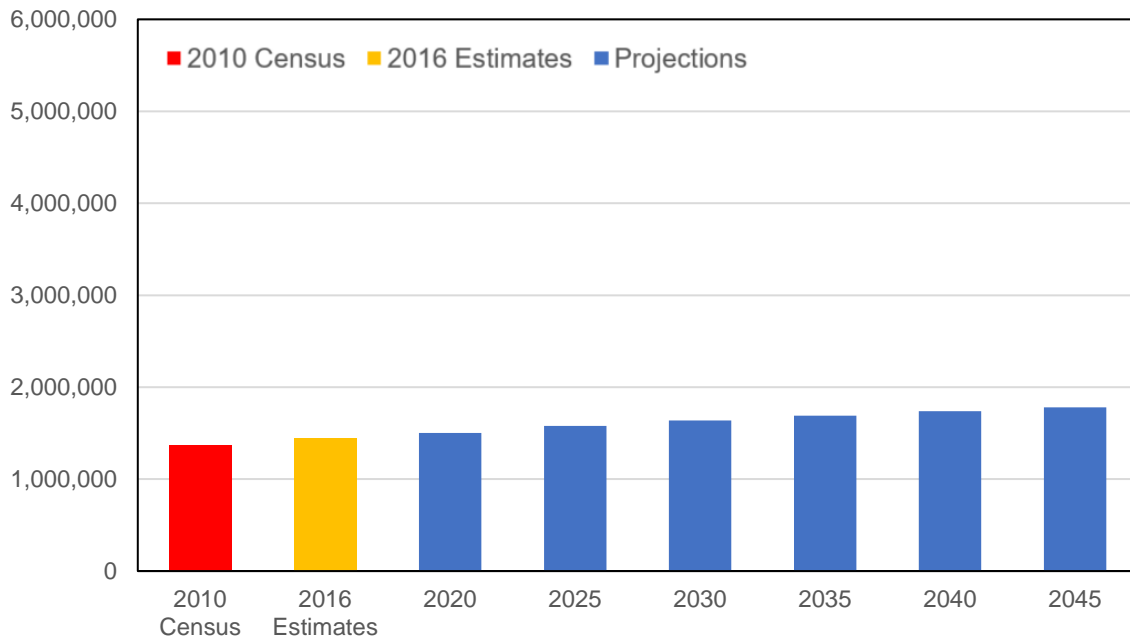
## Population: Census, Estimates & Projections

FDOT District 2



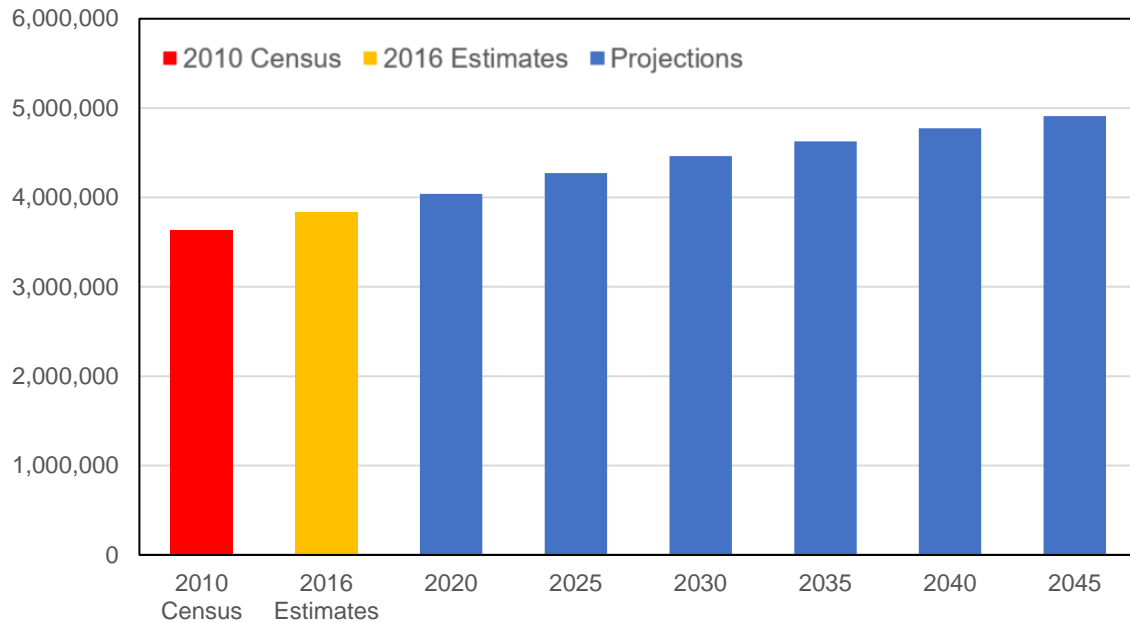
## Population: Census, Estimates & Projections

FDOT District 3



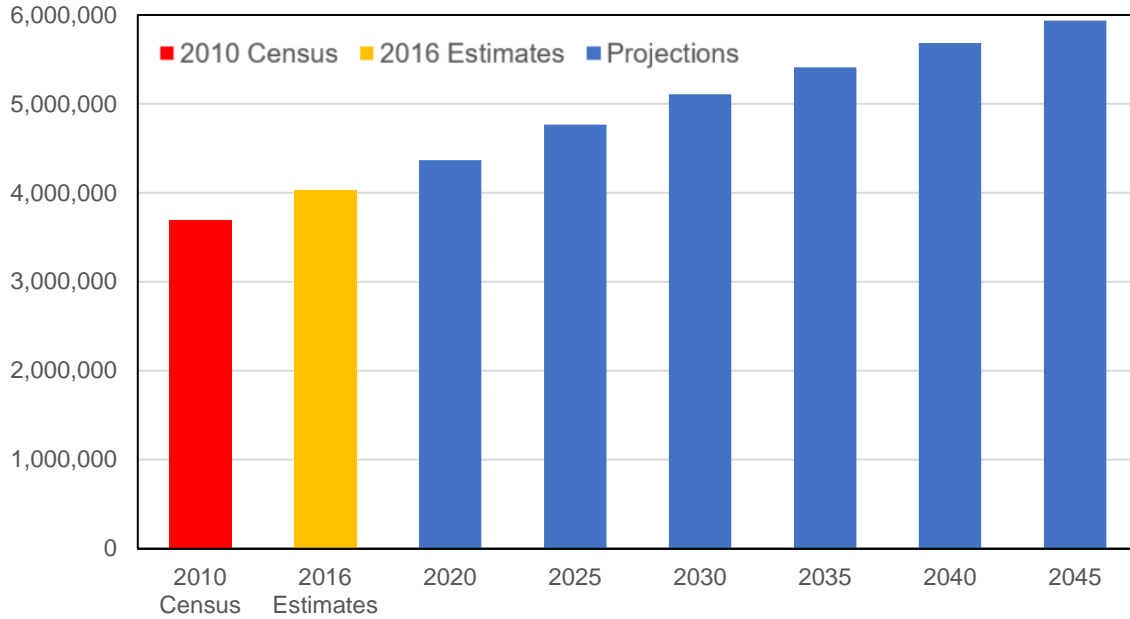
## Population: Census, Estimates and Projections

FDOT District 4



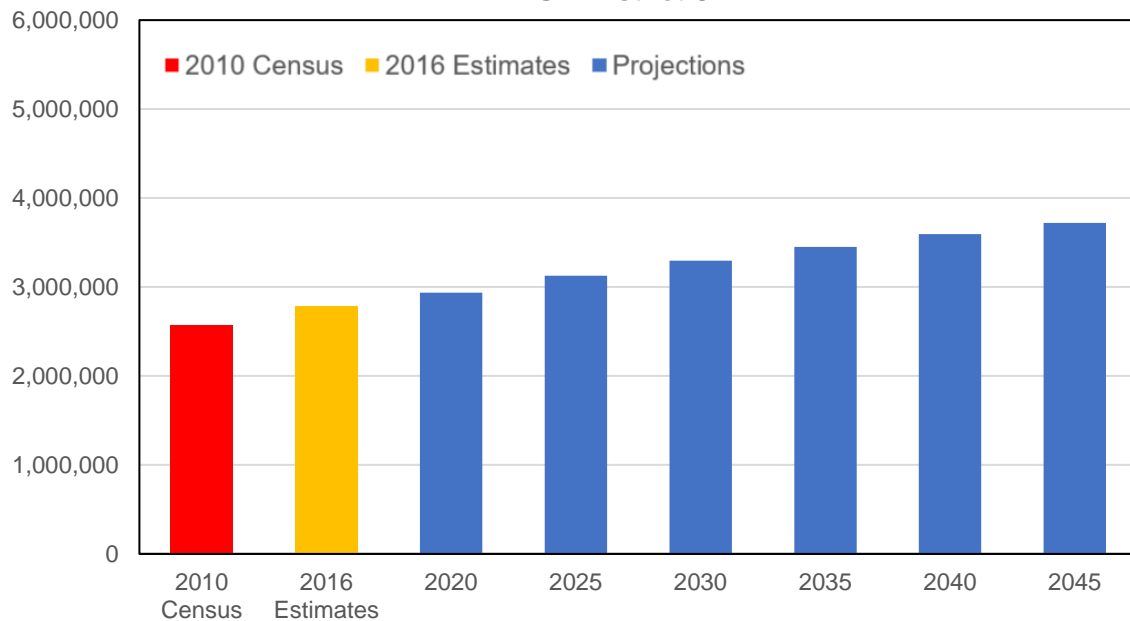
## Population: Census, Estimates & Projections

FDOT District 5



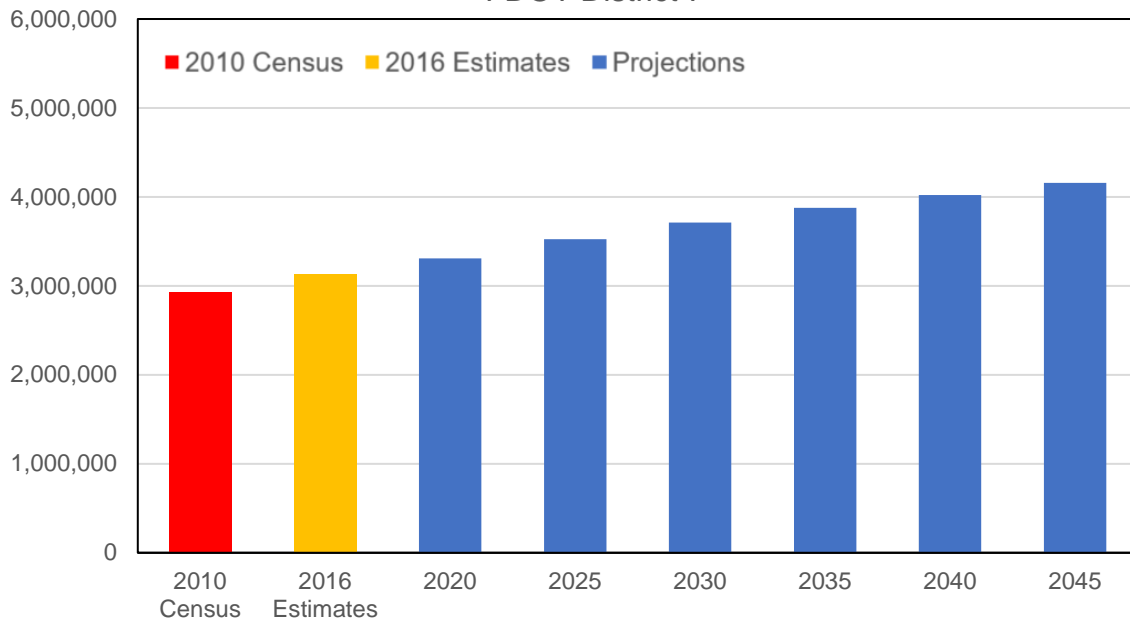
## Population: Census, Estimates & Projections

FDOT District 6



## Population: Census, Estimates & Projections

FDOT District 7



## Population: Census, Estimates & Projections

Statewide

