

FINAL ESTIMATES

STATE CONSTRUCTION OFFICE

OLIVIA TOWNSEND
CONSTRUCTION FINAL ESTIMATES ENGINEER
OLIVIA.TOWNSEND@DOT.STATE.FL.US
(850) 414-4303

VACANT
FINAL ESTIMATES SPECIALIST
(850) 414-4143

TAYLOR CARLQUIST
FINAL ESTIMATES SPECIALIST
TAYLOR.CARLQUIST@DOT.STATE.FL.US
(850) 414-4252

VACANT
FINAL ESTIMATES SPECIALIST
(850) 414-4249

APRIL 2026

POLL QUESTION

Have you taken the Final Estimates Level 2 Course?

- Yes
- No

POLL QUESTION

How many years of experience in FDOT Project Management do you have?

- 0-2 years
- 3-5 years
- 5-10 years
- 10-20 years
- I'm an expert!



GOALS

WHERE WE'RE GOING:

- What is Final Estimates?
- General Information
- Monthly Estimates
- Final As-Built Plans
- Final Estimate Process

POLL QUESTION

What does Final Estimates mean to you?

- Closeout Process at the end of the project
- Only applies during monthly payments
- Backup documentation throughout the project

WHAT IS FINAL ESTIMATES?

- Starts at the beginning of the project.
- Ensures that the Contractor is paid fairly for the work performed and accepted.
- Ensures that the Department has the proper documentation to justify payment to Contractor
 - Contract quantities
 - Time
 - Material acceptance
- CTQP Level 2 Qualification in Final Estimates

HOW FINAL ESTIMATES IS CALCULATED?

- **Read the Contract**
- Know the Specifications Year and Modifications to the Specifications
- Know the Contract Type – Specification 4-1
 - Conventional ◆
 - Lump Sum ◆
 - Design-Build ◆
- Know the Plans
- Know the Procedures
 - *Construction Project Administration Manual (CPAM)*
 - *Review & Administrative Manual (RAM)*

<https://www.fdot.gov/construction>
Documents and Publications > Manuals

WHAT ARE SOME OF THE CONTRACT DOCUMENTS?

- Contract
- Modifications to the Contract, such as Supplemental Agreements & Work Orders
- The Plans

<https://www.fdot.gov/programmanagement/>
Under Office Divisions > Specifications

- Standard Specifications
- Supplemental Specifications
- Developmental Specifications
- Technical Special Provisions
- Special Provisions

<https://www.fdot.gov/design>
Documents and Publications > Standard Plans

- Standard Plans

ORDER OF PRECEDENCE

Specification 5-2



WHAT ARE SOME HELPFUL RESOURCES?

- CPAM
- RAM
- CTQP Final Estimates Level II Manual ◆
- Final Estimates External Website ◆
 - Final Estimates Guidelist
- Final Estimates SharePoint Site ◆

<https://www.fdot.gov/programmanagement/>
Documents, Publications & Applications > Basis of Estimates (BOE)

- Basis of Estimates (BOE) Manual

POLL QUESTION

Which resources below are binding contract documents **for the Contractor?**

- Basis of Estimates Manual
- Construction Project Administration Manual
- Review and Administration Manual
- Final Estimates Guidelist
- None

HOW ARE PAY ITEMS PAID?

- **Plan Quantity**
 - Designer Quantity

9-3.2 Payment Based on Plan Quantity:

9-3.2.1 Error in Plan Quantity: As used in this Article, the term “substantial error” is defined as the smaller of (1) or (2) below:

1. a difference between the original plan quantity and final quantity of **more than 5%**,
2. a change in quantity which causes a change in the amount payable of **more than \$5,000.**

- **Lump Sum**
 - Same as above
 - Secondary Units are considered
- **Final Measure**
 - Certified Quantities
 - Contractor Measures & Resident Office Spot Checks
 - Final Measure
 - Resident Office Measures

UNITS OF MEASURE ASSIGNED TO PAY ITEMS

- **Units of Measure:**
 - 1 Lump Sum
 - Per Each, Each Day
 - Length - Linear Feet
 - Area - Square feet, Square Yards, Acre
 - Volume - Cubic Feet, Cubic Yards
 - Weight - Lbs, Tons
- This information is found in the Specifications under Method of Measurement ♦
- The Basis of Estimates Manual also has this information, as well as the accuracy required for each unit of measure in BOE Chapter 2.

MONTHLY ESTIMATE PROCESS

- Estimate Cut-Off Dates
 - All on Sunday
 - Typically, the 3rd Sunday
- Monday – Friday is considered Estimates Week

2023

January 15, 2023

February 19, 2023

March 19, 2023

April 16, 2023

May 14, 2023 (2nd Sunday)

June 11, 2023 (2nd Sunday)

July 16, 2023

August 20, 2023

September 17, 2023

October 15, 2023

November 12, 2023 (2nd Sunday)

December 17, 2023

SURVEY TIME

Which of the following are reasons the cutoff dates are not on the typical 3rd Sunday?

- ✓ • End of the Fiscal Year
- Dates are in the Standard Specs
- ✓ • Avoid the Thanksgiving Holidays
- ✓ • Avoid the Christmas Holidays

MONTHLY ESTIMATE PROCESS



CONTRACTOR:

Submit the following (minimum):

- **Certification of Quantities Forms, if applicable**
 - MOT, Signs, etc.
 - Striping
 - Asphalt and Bituminous Material
 - Fuel (LS/DB Only)
- **Certification Disbursement of Previous Periodic Payment to Subcontractors**
 - All estimates except the first
- **Construction Compliance with Specs & Plans**
- **Where to find this information?**
 - CPAM 5.11 and 5.14

<https://www.fdot.gov/construction>
Documents and Publications > Manuals

MONTHLY ESTIMATE PROCESS



RESIDENT OFFICE:

- **Verify Quantities are Reasonable**
 - Remember it's an Estimate not an Invoice
- **Verify the Contractor's Certifications have been filled out correctly**
 - Are forms in the proper format?

<https://pdl.fdot.gov>
Procedural Document Library
 - Are Digital Signatures Valid?
 - Have digital and wet-ink signatures been mixed?
- **Generate the Estimate in AASHTOware Project Construction (PrC)**
 - Includes Adjustments

CONVENTIONAL CONTRACT ESTIMATE

ESTIMATE CREATED: 11/22/16
 COSECT FIN. PROJ.# MANDST JOB NO.
 60002 430908-2-52-01 03 -
 PROG. NUMBER - 5205
 F.A.P. NO. 01012131
 CONTRACTOR: F010692695002 OLDCASTLE MATERIALS SOUTHEASTER

STATE OF FLORIDA DEPARTMENT OF TRANSPORTATION
 TRNSPORT/SITEMANAGER PAY ESTIMATE
 PROGRESS EST.NO. 0018 C.C. NO. 313
 CRESTVIEW CONSTRUCTI

PESPJ11-1 PAGE 1
 CONTR. TYPE: CC CONSTRUCTION
 CONTRACT NO. T3544 ENGLISH
 LETTING DATE 03/25/15
 NO. OF JOBS ON ESTIMATE 01 / 01
 ESTIMATE PERIOD END DATE: 10/31/16

S.R. NO. SR 8 IN WALTON CO.
 DESCRIPTION: SR 8 (I-10) FROM OKALOOSA CO LINE TO EAST OF BOY SCOUT ROAD

CONTRACTOR: F010692695002
 OLDCASTLE MATERIALS SOUTHEASTER
 MIDSOUTH PAVING INC.
 BIRMINGHAM AL

FROM COMMENCEMENT OF WORK JUN 23, 2015 TO OCT 31, 2016 INCLUSIVE

ITEM DESCRIPTION	ITEM NUMBER	CO NBR	UNIT	QUANTITIES					UNIT PRICE	AMOUNT TO-DATE
				PLAN	PREVIOUS	THIS EST.	TO-DATE	%		
MOBILIZATION	0101 1		LS	1.000	1.000	+0.000	1.000	100	221,352.7700	221,352.77
MAINTENANCE OF TRAFFIC WORK ZONE SIGN	0102 1		LS	1.000	0.930	+0.070	1.000	100	165,000.0000	165,000.00
CHANNELIZING DEVICE- TYPE I, II, DI, VP, DRUM	0102 60		ED	14,467.000	8,884.000	+5,370.000	14,254.000	99	0.2500	3,563.50
ARROW BOARD / ADVANCE WARNING ARROW PANEL	0102 74 1		ED	109,534.000	14,792.000	+8,778.000	23,570.000	22	0.1300	3,064.10
HIGH INTENSITY FLASHING LIGHTS, TEMP, TYPE B	0102 76		ED	562.000	166.000	+58.000	224.000	40	5.0000	1,120.00
TEMPORARY RETROREFLECTIVE PAVEMENT MARKER	0102 77		ED	1,732.000	2,130.000	+1,471.000	3,601.000	208	0.2500	900.25
PORTABLE CHANGEABLE MESSAGE SIGN, TEMPORARY	0102 78		EA	4,750.000	9,311.000	+0.000	9,311.000	196	2.8000	26,070.80
PORTABLE REGULATORY, SIGN	0102 99		ED	508.000	1,194.000	-4.000	1,190.000	234	15.0000	17,850.00
RADAR SPEED DISPLAY UNIT	0102150 1		ED	644.000	392.000	+78.000	470.000	73	5.0000	2,350.00
SEDIMENT BARRIER	0102150 2		ED	644.000	392.000	+78.000	470.000	73	5.0000	2,350.00
INLET PROTECTION SYSTEM	0104 10 3		LF	1,643.000	2,452.000	+0.000	2,452.000	149	2.1700	5,320.84
LITTER REMOVAL	0104 18		EA	66.000	66.000	+0.000	66.000	100	148.7300	9,816.18
MOWING	0107 1		AC	3,141.510N	1,443.249	+371.911	1,815.160	58	9.0000	16,336.44
CLEARING & GRUBBING	0107 2		AC	3,141.510N	1,027.582	+0.318	1,027.900	33	31.0000	31,864.90
REMOVAL OF EXISTING CONCRETE PAVEMENT	0110 1 1		LS	1.000	1.000	+0.000	1.000	100	8,500.0000	8,500.00
BORROW EXCAVATION, TRUCK MEASURE	0110 4		SY	1,463.000	1,569.500	+0.500	1,570.000	107	26.0300	40,867.10
REGULAR EXCAVATION (3-PROJECTS ONLY)	0120 2 2		CY	4,374.000	3,211.000	+24.000	3,235.000	74	17.0000	54,995.00
	0120 71		LS	1.000	1.000	+0.000	1.000	100	52,000.0000	52,000.00

ESTIMATE CREATED: 11/16/16

STATE OF FLORIDA DEPARTMENT OF TRANSPORTATION

PESPJ11-1 PAGE 1

COSECT FIN. PROJ.# MANDST JOB NO.

TRNSPORT/SITEMANAGER PAY ESTIMATE

CONTR. TYPE: CLS CONSTR LUMP SUM

46110 435518-1-52-01 03 -

PROGRESS EST.NO. 0001 C.C. NO. 314

CONTRACT NO. T3595 ENGLISH

PROG. NUMBER - 5202

PANAMA CITY CONSTRUC

LETTING DATE 07/27/16

F.A.P. NO. 8886871A

NO. OF JOBS ON ESTIMATE 01 / 02

CONTRACTOR: F591683951003 C. W. ROBERTS CONTRACTING, INC.

ESTIMATE PERIOD END DATE: 11/13/16

S.R. NO. SR 391 IN BAY CO.

CONTRACTOR: F591683951003

DESCRIPTION: SR 391 AIRPORT ROAD FROM SR 75 (US 231) TO HARRISON AVENUE

C. W. ROBERTS CONTRACTING, INC.

TALLAHASSEE FL

FROM COMMENCEMENT OF WORK OCT 12, 2016 TO NOV 13, 2016 INCLUSIVE

ITEM DESCRIPTION	ITEM NUMBER	CO NBR	UNIT	QUANTITIES				UNIT PRICE	AMOUNT TO-DATE	
				PLAN	PREVIOUS	THIS EST.	TO-DATE			%
LUMP SUM CONTRACT, ALTERNATIVE BIDDING	0999 2		LS	1.000	0.000	+0.542	0.542	54	183,958.2200	99,705.38

LUMP SUM CONTRACT ESTIMATE

PAY ITEM ADJUSTMENTS

Types of Pay Item Adjustments

- Contract Adjustments
- Line Item Adjustments

PAY ITEM ADJUSTMENTS (CONTRACT ADJUSTMENTS)

- A+B Incentive-Disincentive
- Arbitration Orders
- Cash Retainage Withheld
- Court Orders
- Damage Recovery
- **Incentive-Disincentive**
- Liquidated Damages
- Lane Rental Incentive-Disincentive
- Liquidated Savings
- No Excuse Bonus
- Retainage (Non-system)
- Revenue Loss Penalty
- Settlement Costs

PAY ITEM ADJUSTMENTS (LINE ITEM ADJUSTMENTS)

- Asphalt Content
- Asphalt Density
- Directed Source Aggregate Price Adjust.
- Temp. Attenuator/Crash Cushion Repair
- Asphalt Sieve Failures
- **Bituminous**
- Contingency-Participating Work Order Amt.
- Contingency-Non-Part Work Order Amt.
- **Composite Pay Factor**
- Concrete Pavement Grinding Incentive
- Concrete Strength Adjustment
- **Fuel Adjustment (Diesel)**
- **Fuel Adjustment (Gasoline)**
- **Material Price Adjustment**
 - **Steel**
 - **Aluminum**
 - **PVC**
 - **Copper**
 - **Thermoplastic**
- Lost or Missing Samples
- Laser Profiler Acceptance Adjustment
- Left in Place at Reduced Pay
- Adj. for deleted work - LS jobs only
- Material Discrepancy Payment Adjustment
- Invoice Matching Adjustment
- Pavement Joint Smoothness Incentive
- Resolution Testing Costs
- Straightedge Adjustment
- Stockpiled Materials Adjustment
- Stockpiled Materials Closure
- Stockpiled Materials Initial Payment
- Substandard Item
- Thickness Adjustment

COMPONENTS OF CONTRACT PLANS SET

ROADWAY PLANS
STRUCTURES PLANS

A DETAILED INDEX APPEARS ON THE
KEY SHEET OF EACH COMPONENT

INDEX OF ROADWAY PLANS

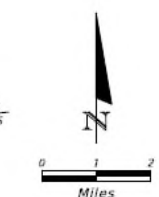
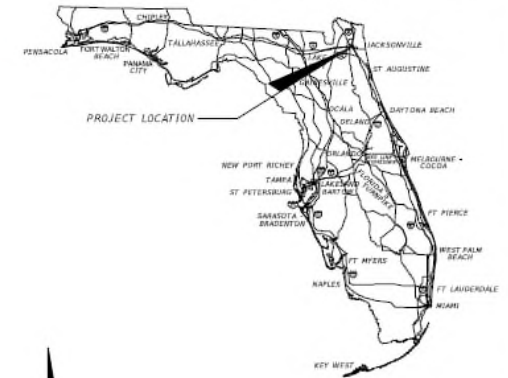
SHEET NO.	SHEET DESCRIPTION
1	KEY SHEET
2	SIGNATURE SHEET
2A	SIGNATURE SHEET
2B	SIGNATURE SHEET
2C	SIGNATURE SHEET
2D	SIGNATURE SHEET
2E	SIGNATURE SHEET
2F	SIGNATURE SHEET
3 - 4	SUMMARY OF PAY ITEMS
5 - 6A	TYPICAL SECTIONS
SQ 1 - SQ 4	SUMMARY OF QUANTITIES
7	PROJ. NOTES, CONTROL PTS & SUM OF DR STR
8	ROADWAY PLAN
9	ROADWAY PROFILE
10	CROSS SECTIONS
11	EROSION AND SEDIMENT CONTROL PLAN
12	TRAFFIC CONTROL PLAN
	TRAFFIC CONTROL PLAN (RAMP CLOSURE)
	TRAFFIC CONTROL PLAN (DETOUR PLAN)
	TRAFFIC CONTROL PLAN (PEDESTRIAN DETOUR PLAN)
	SIGNING AND PAVEMENT MARKING PLAN
	END PROJECT
	END BRIDGE #720094
	M.P. 15.569

INDEX OF REVISED INDEX DRAWINGS
KEY NO. 600 SHEET NO. 1 to 12 of 12

STATE OF FLORIDA
DEPARTMENT OF TRANSPORTATION
AS-BUILT PLANS FOR
CONTRACT PLANS

FINANCIAL PROJECT ID 430417-1-52-01

DUVAL COUNTY (72040)
STATE ROAD NO. SR10A



BEGIN PROJECT
BEGIN BRIDGE #720094
M.P. 15.564

ROADWAY SHOP DRAWINGS
TO BE SUBMITTED TO:
NATHANIEL R WILLBUR
INFRASTRUCTURE ENGINEERS, INC.
2511 ST. JOHNS BLUFF SOUTH, SUITE 103
JACKSONVILLE, FL 32246

PLANS PREPARED BY:
INFRASTRUCTURE ENGINEERS, INC.
2511 ST. JOHNS BLUFF SOUTH, SUITE 103
JACKSONVILLE, FL 32246
PHONE: (407) 957-1660
FAX: (407) 957-8744
FL CERT. NO. 6875
VENDOR NO. 593221706001
CONTRACT NO. C-4856

NOTE: THE SCALE OF THESE PLANS MAY
HAVE CHANGED DUE TO REPRODUCTION.

NAME OF CONTRACTOR: Brothers' Construction Inc.
NAME OF CONSULTANTS INVOLVED: None
DISTRICT 2 SECRETARY: Greg Evans, P.E.
RESIDENT ENGINEER: Scott Lent, P.E.
PROJECT OVERSIGHT: Robert Gurganious
DATE WORK STARTED: 09/21/2015
DATE WORK FINAL ACCEPTANCE OR COMPLETED: 09/16/2016

GOVERNING STANDARDS AND SPECIFICATIONS:
Florida Department of Transportation, 2015 Design Standards and
revised Index Drawings as appended herein, and July 2015 Standard
Specifications for Road and Bridge Construction, as amended by
Contract Documents.

For Design Standards click on the "Design Standards" link at the
following web site:
<http://www.dot.state.fl.us/rddesign/>

For the Standard Specifications for Road and Bridge Construction
click on the "Specifications" link at the following web site:
<http://www.dot.state.fl.us/specificationsoffice/>

REVISIONS:

REVISION NO.	DATE	DESCRIPTION
1	10/22/15	ADDED SHEET NO. 2A AND REVISED STRUCTURES KEY SHEET
2	12/22/15	ADDED SHEET NO. 2B AND REVISED SHEETS 7, 8 AND 9 AND REVISED STRUCTURES KEY SHEET
3	2/15/16	ADDED SHEET NO. 2C REVISED SHEETS 1, SQ 2, 6, 8-11 AND STRUCTURES KEY SHEET
4	4/4/16	ADDED SHEET NO. 2D, 6A REVISED SHEETS 1, SQ 1-2, 6 AND STRUCTURES KEY SHEET
5	8/15/16	ADDED SHEET NO. 2E AND 14A REVISED SHEETS 1, 5, 6, 6A, SQ-1, SQ-2, SQ-3, SQ-4 8-12, 14, 17 REVISED STRUCTURE SHEETS 9-01, 901-01, 81-15, 81-30, 81-33 - 81-36, 81-39, 81-37, AND 81-40
6	9/15/16	ADDED SHEET NO. 2F REVISED SHEET 1 REVISED STRUCTURE SHEETS B-01, B1-33, B1-34, B1-35, AND B1-37

PROJECT LENGTH IS BASED ON $\frac{1}{4}$ OF SURVEY

	LENGTH OF PROJECT	
	LINEAR FEET	MILES
ROADWAY	0.00	0.000
BRIDGES	26.40	0.005
NET LENGTH OF PROJECT	26.40	0.005
EXCEPTIONS	0.00	0.00
GROSS LENGTH OF PROJECT	26.40	0.005

FDOT PROJECT MANAGER: ERIC SHIMER, P.E.

DATE	DESCRIPTION
10/22/15	ADDED SHEET NO. 2A
12/22/15	ADDED SHEET NO. 2B
2/15/16	ADDED SHEET NO. 2C
	UPDATE FAC RULE
4/4/16	ADDED SHEET NO. 2D AND SHEET 6A
8/15/16	ADDED SHEET NO. 2E AND 14A
9/15/16	ADDED SHEET NO. 2F

ROADWAY PLANS
ENGINEER OF RECORD: NATHANIEL R. WILLBUR, P.E.

P.E. NO.: 72236

FISCAL YEAR	SHEET NO.
16	1

NOTICE: THE OFFICIAL RECORD OF THIS SHEET IS THE ELECTRONIC FILE SIGNED AND SEALED UNDER RULE 6105.1-23.004, F.A.C.

**AS-BUILT
PLANS**

AS-BUILT PLAN MARKUPS

Completed as pay items are completed (preferably monthly).

Any changes are:

- Redlined or
- If Engineer of Record has revised sheets, the original will be VOIDED and the correct sheet placed behind it, except for a revised Key Sheet will be place in front of the voided sheet.

VOID

Marking convention:

- Resident Office: **red**
- Resident Office Quality Assurance: **orange (if used)**
- District Final Estimate Initial Reviewer (QC): **blue**
- District Final Estimate Final Reviewer (PAR): **green**

AS-BUILT PLANS

KEY SHEET

COMPONENTS OF CONTRACT PLANS SET

ROADWAY PLANS
SIGNING AND PAVEMENT MARKING PLANS
SIGNALIZATION PLANS

A DETAILED INDEX APPEARS ON THE
KEY SHEET OF EACH COMPONENT

INDEX OF ROADWAY PLANS

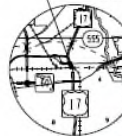
SHEET NO.	SHEET DESCRIPTION
1	KEY SHEET
2-3	SIGNATURE SHEET
4	SUMMARY OF PAY ITEMS
5	TYPICAL SECTION
6	TYPICAL SECTION DETAILS
50-1 - 50-47	SUMMARY OF QUANTITIES
7 - 8	SUMMARY OF DRAINAGE STRUCTURES
9	OPTIONAL MATERIALS TABULATION
10 - 11	BENCHMARKS
12 - 13	REFERENCE POINTS
14	PROJECT NOTES
15 - 40	ROADWAY PLAN
41 - 42	DRAINAGE STRUCTURES
43 - 44	DRAINAGE DETAILS
45 - 47	DRIVEWAY CROSS SECTIONS
48 - 50	STORMWATER POLLUTION PREVENTION PLAN
51 - 65	TEMPORARY TRAFFIC CONTROL PLAN
66 - 67	SUMMARY OF VERIFIED UTILITIES
68 - 71	POTENTIAL CONTAMINATION SITES

LIST OF REVISED INDEX DRAWINGS

INDEX NO.	SHEET NO.
600	1-12 OF 12
619	1-2 OF 2
11200	3 OF 3
11860	4 OF 8
17302	1 OF 1
17346	1-2 AND 13-14
17347	1-5 OF 5
17372	2 OF 2
17841	1 OF 1

RAILROAD CROSSING NO. 624492-H

(SR 35/SR 555)
CSX TRANSPORTATION, INC.
RRMP SV 851.17
STA. 666+40.00 @ SURVEY SR 35/ SR 555



COMPONENT INDEX

JACK AND BORE AS-BUILT DRAWINGS
SIGN SHOP DRAWINGS

END EXCEPTION
STA. 668+44.33
MP 0.323

BEGIN EXCEPTION
STA. 666+02.69
MP 0.269

STA. 651+81.09
MP 17.918 END (16030000)
MP 0.000 BEGIN (16030301)

BEGIN PROJECT (16030000)
STA. 548+37.23
MP 15.959

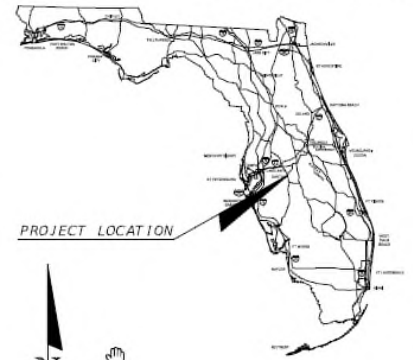
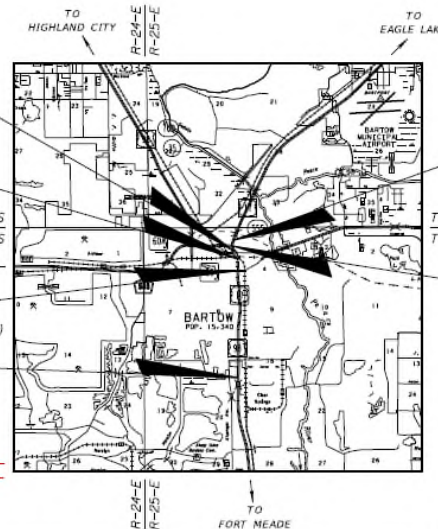
END PROJECT (16030000)
STA. 684+38.74
MP 18.532

STA. 678+63.33 =
STA. 98+16.05
MP 0.508 END (16030301)
MP 18.423 BEGIN (16030000)

STATE OF FLORIDA DEPARTMENT OF TRANSPORTATION

FINAL AS-BUILT PLANS ~~CONTRACT PLANS~~

FINANCIAL PROJECT ID 431278-1-52-01
(FEDERAL FUNDS)
POLK COUNTY (16030 AND 16030-301)
STATE ROAD NO. 35/555



CONSTRUCTION CONTRACT NO. T1623

ROADWAY SHOP DRAWINGS
TO BE SUBMITTED TO:
ANDRA G. DIGGS II, P.E.
FLORIDA DEPARTMENT OF TRANSPORTATION
DISTRICT ONE OFFICE
801 N. BROADWAY AVENUE
BARTON, FL 33830-3809

PLANS PREPARED BY:
FLORIDA DEPARTMENT OF TRANSPORTATION
DISTRICT ONE OFFICE
801 N. BROADWAY AVENUE
BARTON, FL 33830-3809
(863) 519-2300

NOTE: THE SCALE OF THESE PLANS MAY HAVE
CHANGED DUE TO REPRODUCTION.

NAME OF PRIME CONTRACTOR: _____
NAME OF PRIME CONSULTANT: _____
DISTRICT SECRETARY: _____
RESIDENT ENGINEER: _____
FOOT PROJECT MANAGER: _____
PROJECT ADMINISTRATOR: _____
DATE WORK STARTED: _____
DATE WORK FINAL ACCEPTED: _____

ROADWAY PLANS
ENGINEER OF RECORD: MELISSA M. GRIMES, P.E.

P.E. NO.: 72156

LENGTH OF PROJECT		
	LINEAR FEET	MILES
ROADWAY	13,433.36	2.544
BRIDGES	0.000	0.000
NET LENGTH OF PROJECT	13,433.36	2.544
EXCEPTIONS	168.15	0.032
GROSS LENGTH OF PROJECT	13,601.51	2.576

KEY SHEET REVISIONS	
DATE	DESCRIPTION

FDOT PROJECT MANAGER: M. WAYNE SHELTON

FISCAL YEAR	SHEET NO.
16	1

AS-BUILT PLANS

- Contractor's Plans have a specific placeholder in EDMS. No need to insert in the Final As-built Plans.

DOCUMENT GROUP	DOCUMENT TYPE
CONST21 AS-BUILT PLANS	CONST198 All Plan Sets
	CONST174 Architectural Plans
	CONST186 ITS Plans
	CONST175 Landscaping Plans
	CONST176 Lighting Plans
	CONST177 Miscellaneous Plans <i>As-Built Plans from Contractor</i>
	CONST178 Permanent Traffic Monitor Site Plans
	CONST179 Roadway Plans <i>Asphalt Roadway - As Built Pavement Data (Form 700-050-12)</i>
	CONST185 Shop Drawings
	CONST180 Signalization Plans
	CONST181 Signing and Pavement Marking Plans
	CONST182 Structures
	CONST202 Toll Facility Plans
CONST183 Utility Plans	

KEY SHEET - CONTRACTOR'S PLANS & SHOP DRAWINGS

- Reference the EDMS number on the Key Sheet instead.

AS-BUILT PLANS

SIGNATURE SHEET - ENGINEER(S) OF RECORD

THIS DOCUMENT HAS BEEN DIGITALLY SIGNED & SEALED BY:

Patrick W. Hatton Digitally signed by Patrick W. Hatton
Date: 2016.10.05 08:37:02 -04'00'

PRINTED COPIES OF THIS DOCUMENT ARE NOT CONSIDERED SIGNED & SEALED. THE SIGNATURE MUST BE VERIFIED ON THE ELECTRONIC DOCUMENTS.

SRD, INC.
3812 COCONUT PALM DR., STE. 100
TAMPA, FL 33619
CERTIFICATION OF AUTHORIZATION: 00008828
PATRICK W. HATTON, P.E. NO. 72302

THE ABOVE NAMED PROFESSIONAL ENGINEER SHALL BE RESPONSIBLE FOR THE FOLLOWING SHEETS IN ACCORDANCE WITH RULE 61G15-2.004, F.A.C.

ROADWAY PLANS:

SHEET NO.	SHEET DESCRIPTION
1	KEY SHEET
2	SIGNATURE SHEET
3 - 5	SUMMARY OF PAF ITEMS
6 - 10	DRAINAGE MAP
11 - 12	TYPICAL SECTIONS
13 - 19	TYPICAL SECTION DETAILS
20 - 24	SUMMARY OF QUANTITIES
25 - 34	SUMMARY OF DRAINAGE STRUCTURES
35 - 40	OPTIONAL MATERIALS TABULATION
41	PROJECT NOTES
42 - 44	REFERENCE POINTS
45 - 47	ROADWAY PLANS
48 - 50	INTERSECTION DETAIL
51 - 55	DRAINAGE STRUCTURES
56 - 57	SPECIAL DETAILS
58 - 116	CROSS SECTIONS
117 - 142	DRIVEWAY HALF SECTION
143 - 145	STORM WATER POLLUTION PREVENTION PLAN
146	TRAFFIC CONTROL GENERAL NOTES
147 - 149	TEMPORARY TRAFFIC CONTROL PLAN
150	SUMMARY OF VERIFIED UTILITIES
151 - 173	UTILITY ADJUSTMENT SHEETS

REVISIONS

DATE	DESCRIPTION	DATE	DESCRIPTION

SRD, Inc.
3812 Coconut Palm Dr., Ste. 100
Tampa, FL 33619
Phone No. (813) 421-4350
Certificate No. 00008828
Patrick Wayne Hatton, P.E.

STATE OF FLORIDA
DEPARTMENT OF TRANSPORTATION

ROAD NO.	COUNTY	FINANCIAL PROJECT ID
574	HILLSBOROUGH	436736-452-01

SIGNATURE SHEET

SHEET NO. 2

- When original plans are extracted to create the Final As-Built Plans, the EOR digital signature will disappear.
- This is acceptable.

AS-BUILT PLANS

SIGNATURE SHEETS - RESIDENT ENGINEER

Ashley W Anderson Digitally signed by Ashley W Anderson
Date: 2019.10.07 09:38:21 -04'00'

STATE OF FLORIDA, PROFESSIONAL ENGINEER, LICENSE NO. 123456

THIS ITEM HAS BEEN DIGITALLY SIGNED AND SEALED BY Ashley Anderson, PE ON THE DATE INDICATED HERE

PRINTED COPIES OF THIS DOCUMENT ARE NOT CONSIDERED SIGNED AND SEALED AND THE SIGNATURE MUST BE VERIFIED ON ANY ELECTRONIC COPIES.

FLORIDA DEPARTMENT OF TRANSPORTATION
605 SUWANNEE STREET
TALLAHASSEE, FL 32303
ASHLEY ANDERSON, P. E. NO. 99999

This project was constructed in substantial compliance with these plans as provided by the Engineer of Record. These plans reflect "as-built" conditions and no changes were made to the plan sheets.

Ashley W Anderson Digitally signed by Ashley W Anderson
Date: 2020.02.12 12:36:26 -05'00'

STATE OF FLORIDA, PROFESSIONAL ENGINEER, LICENSE NO. 99999

THIS ITEM HAS BEEN DIGITALLY SIGNED AND SEALED BY Ashley Anderson, PE ON THE DATE INDICATED HERE

PRINTED COPIES OF THE DOCUMENT ARE NOT CONSIDERED SIGNED AND SEALED AND THE SIGNATURE MUST BE VERIFIED ON ANY ELECTRONIC COPIES.

ROADWAY ENGINEERS, INC.
123 MAIN STREET
TALLAHASSEE, FL 32303
ASHLEY ANDERSON, P. E. NO. 99999

The above named professional engineer shall be responsible for the following changes, indicated in redline revision, in accordance with Rule 61G15-23.004, F.A.C. This project was constructed in substantial compliance with these plans as provided by the Engineer of Record.

ROADWAY PLANS

SHEET NO.	DESCRIPTION OF CHANGE
1	PROJECT DETAILS
4-6	BASE THICKNESS CHANGED
SQ1-25	ADDED FINAL QUANTITIES
34	AS-BUILT OPTIONAL MATERIALS INDICATED
66	SIDEWALK REALIGNMENT

SIGNING & PAVEMENT MARKING PLANS

S2-S4 ADDED FINAL QUANTITIES

Digital Signature

Signature Appearance (including Engineer Name and Address)

Statement of Disclaimer

List of Responsible Sheets

Reviewer Information

NO CHANGES

WITH CHANGES

Date	Name	Position (Title)	Review Type, If Applicable
RESIDENT OFFICE			
10/25/2017	Jane Doe	30% Review	QA
10/18/2018	John Doe	80% Review	QA
10/31/2019	Joe Smith	90% Review	QA
	Jimmy Smith	Inspector	
	Jill Brown	Contract Support Specialist	
	Ashley Anderson	Senior Project Engineer	
DISTRICT OFFICE			
11/06/2018	Peter Piper	IA Review (Jill Brown)	
11/06/2019	Peter Piper	80% Review	QC OTHER

REVISIONS				ROADWAY ENGINEERS, INC. 123 MAIN STREET TALLAHASSEE, FL 32303	STATE OF FLORIDA DEPARTMENT OF TRANSPORTATION			FINAL "AS-BUILT" SIGNATURE SHEET	SHEET NO. 2A
DATE	DESCRIPTION	DATE	DESCRIPTION		ROAD NO.	COUNTY	FINANCIAL PROJECT ID		
				999	LEON	123456-1-52-01			

AS-BUILT PLANS

DISCLAIMER STATEMENTS

Resident Office applies a disclaimer when the plans are completed:

- No changes

If **Final As-Built Plan** sets have no changes, the RE shall digitally sign and seal the **Final As-Built Signature Sheet(s)** with a disclaimer that states:

"This project was constructed in substantial compliance with these plans as provided by the Engineer of Record. These plans reflect "as-built" conditions and no changes were made to the plan sheets."

- If changes have been done

Disclaimer to use when changes have been made:

"The above named professional engineer shall be responsible for the following changes, indicated in redline revision, in accordance with Rule 61G15-23.004, F.A.C. This project was constructed in substantial compliance with these plans as provided by the Engineer of Record."

AS-BUILT PLANS

SUMMARY OF QUANTITY SHEETS

- Effective July 2014, no Computation Books
- Plan Summary Boxes for each pay item
- Table where both original and final quantities are documented in the Plans
- Check marks are used when quantity does not change

SUMMARY OF EARTHWORK					
PAY ITEM NO.	PAY ITEM DESCRIPTION	CY		DESIGN NOTES	CONSTRUCTION REMARKS
		P	F		
0120 1	REGULAR EXCAVATION				
	SR 600	1668.00			
	TOTAL:	1668.00	1830.00		See EDMS # 1165422, pages 8 and 18. See plan sheet 27A for details on SQ-6A, Plan Quantity Analysis.
0120 5	CHANNEL EXCAVATION				
	LAKE PARKER DRAINAGE	507.00	864.00		
	SADDLE CREEK	1080.00	969.00		
	TOTAL:	1587.00	1833.00		EDMS # 1169176 for Lake Parker Drainage, and EDMS # 1169178 for Saddle Creek.
0120 6	EMBANKMENT				
	SR 600	3178.00	✓		
	STA. 1231+99.10 to STA. 1232+48.38 (RT./LT.) BOX CULVERT	3364.00			
	STA. 1233+01.38 to STA. 1233+42.44 (RT./LT.) BOX CULVERT	2699.00			
	TOTAL:	9241.00	9381.00		See EDMS # 1165422, pages 8 and 18. See plan sheets 27A and 27B for details on SQ-6B, Plan Quantity Analysis.

WHAT IF.....

If no changes are made to the Designer's plans, BUT red check marks are included on the Summary of Quantity sheets to show the Designer's quantities were installed.....

Do these markups to the plans require the disclaimer for changes?

NO

UNIT	QUANTITY		TOTAL		RE AP AB
	P	F	P	F	
(LS)	1.00	✓	1.00	✓	
LB	240.00	✓	240.00	✓	
CY	80.00	✓	80.00	✓	
TN	630.00	✓	630.00	✓	
TN	130.00	✓	130.00	✓	
CV	40.00	✓	40.00	✓	

Disclaimer to use when changes have been made:

"The above named professional engineer shall be responsible for the following changes, indicated in redline revision, in accordance with Rule 61G15-23.004, F.A.C. This project was constructed in substantial compliance with these plans as provided by the Engineer of Record."

AS-BUILT PLANS

SUMMARY OF QUANTITY SHEETS

- Effective January 2021, Design will no longer create Plan Summary Boxes
- Estimated Quantities Report details design quantities ◆
- *Form 700-050-10, Pay Item Summary and Certification* details final quantities and references all back up information

<https://scoc.fdot.gov/>

Login > Reports > Central Office (Statewide Reports) > Estimates > Pay Item Summary and Certification

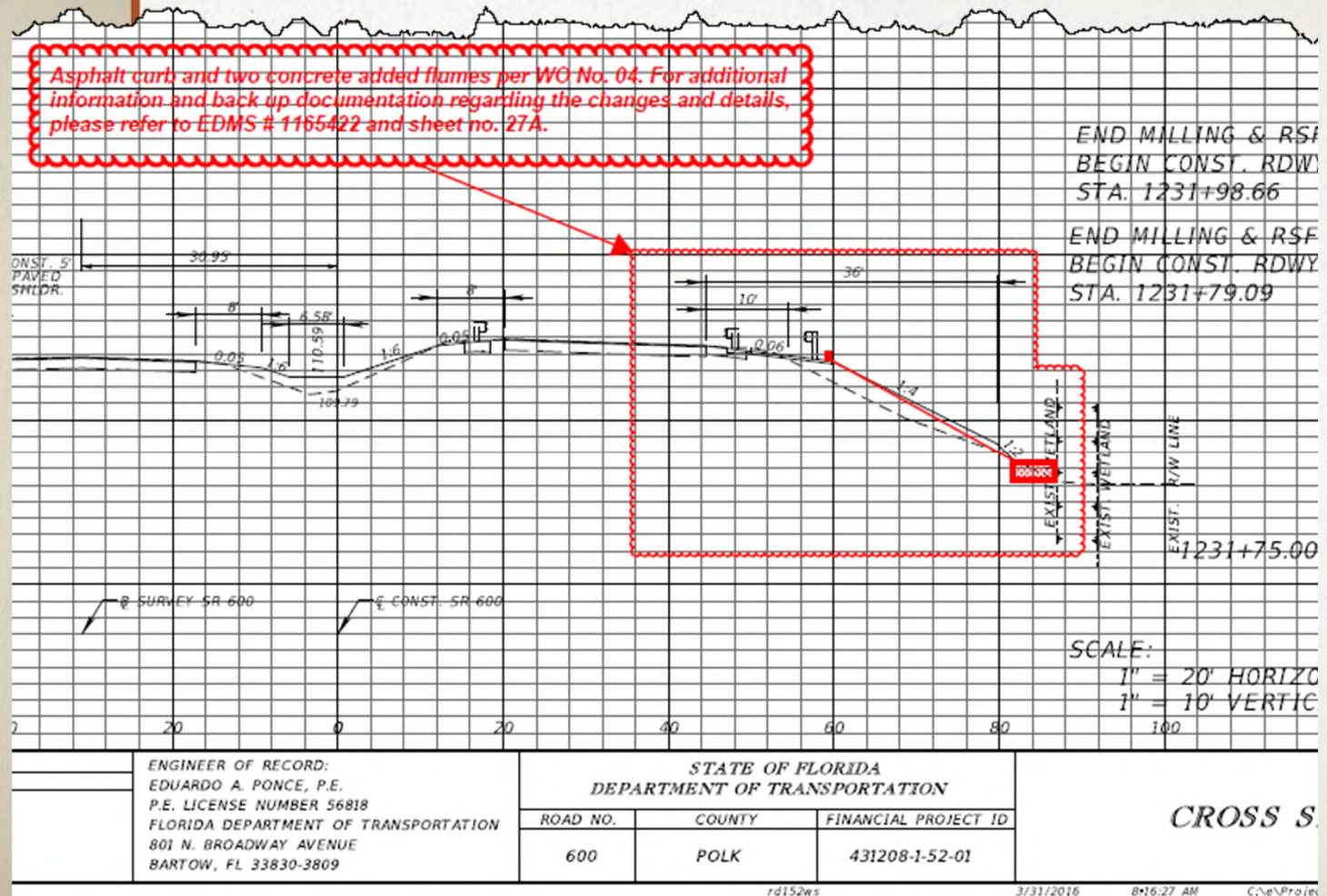
FDOT Pay Item Summary and Certification

Date:

District	Contract	Project Id	Federal Id	Line Item	Original Quantity	Quantity Paid	Unit	Item Code	SA	Item Description	EDMS/Page	Unit Price	Item Paid Amount	Line Item Amount	Total Paid Amt
07-District 7	T7445	43751415201	D720004B	0005	1.00	1.00	LS	0101 1		MOBILIZATION	125941	\$1,239,178.07	\$1,239,178.08	\$0.00	\$1,239,178.08
07-District 7	T7445	43751415201	D720004B	0010	1.00	1.00	LS	0102 1		MAINTENANCE OF TRAFFIC	526982	\$150,000.00	\$150,000.00	\$0.00	\$150,000.00
07-District 7	T7445	43751415201	D720004B	0015	1.00	1.00	LS	0102 2 7		SPECIAL DETOUR 7	526982	\$2,500.00	\$2,500.00	\$0.00	\$2,500.00
07-District 7	T7445	43751415201	D720004B	0020	228.00	1,237.00	HR	0102 14		TRAFFIC CONTROL OFFICER	526982	\$65.00	\$80,405.00	\$0.00	\$80,405.00
07-District 7	T7445	43751415201	D720004B	0025	19,245.00	36,773.00	ED	0102 60		WORK ZONE SIGN	526982	\$0.25	\$3,193.25	\$0.00	\$3,193.25
07-District 7	T7445	43751415201	D720004B	0030	4,200.00	0.00	LF	0102 71 15		TEMPORARY BARRIER, F&I, ANCHORED	526982	\$0.01	\$0.00	\$0.00	\$0.00
07-District 7	T7445	43751415201	D720004B	0035	43,915.00	168,894.00	ED	0102 74 1		CHANNELIZING DEVICE- TYPES I, II, DL VP, DRUM, OR L	526982	\$0.15	\$25,334.10	\$0.00	\$25,334.10
07-District 7	T7445	43751415201	D720004B	0040	894.00	894.00	LF	0102 74 7		CHANNELIZING DEVICE- PEDESTRIAN LCD	526982	\$2.75	\$2,458.50	\$0.00	\$2,458.50
07-District 7	T7445	43751415201	D720004B	0045	430.00	208.00	ED	0102 76		APPROV BOARD / ADVANCE WARNING ARROW PANEL	526982	\$6.00	\$1,248.00	\$0.00	\$1,248.00
07-District 7	T7445	43751415201	D720004B	0050	1.00	1.00	ED	0102 78		TEMPORARY WORK ZONE REFLECTIVE BARRIERS	526982	\$4.00	\$4.00	\$0.00	\$4.00

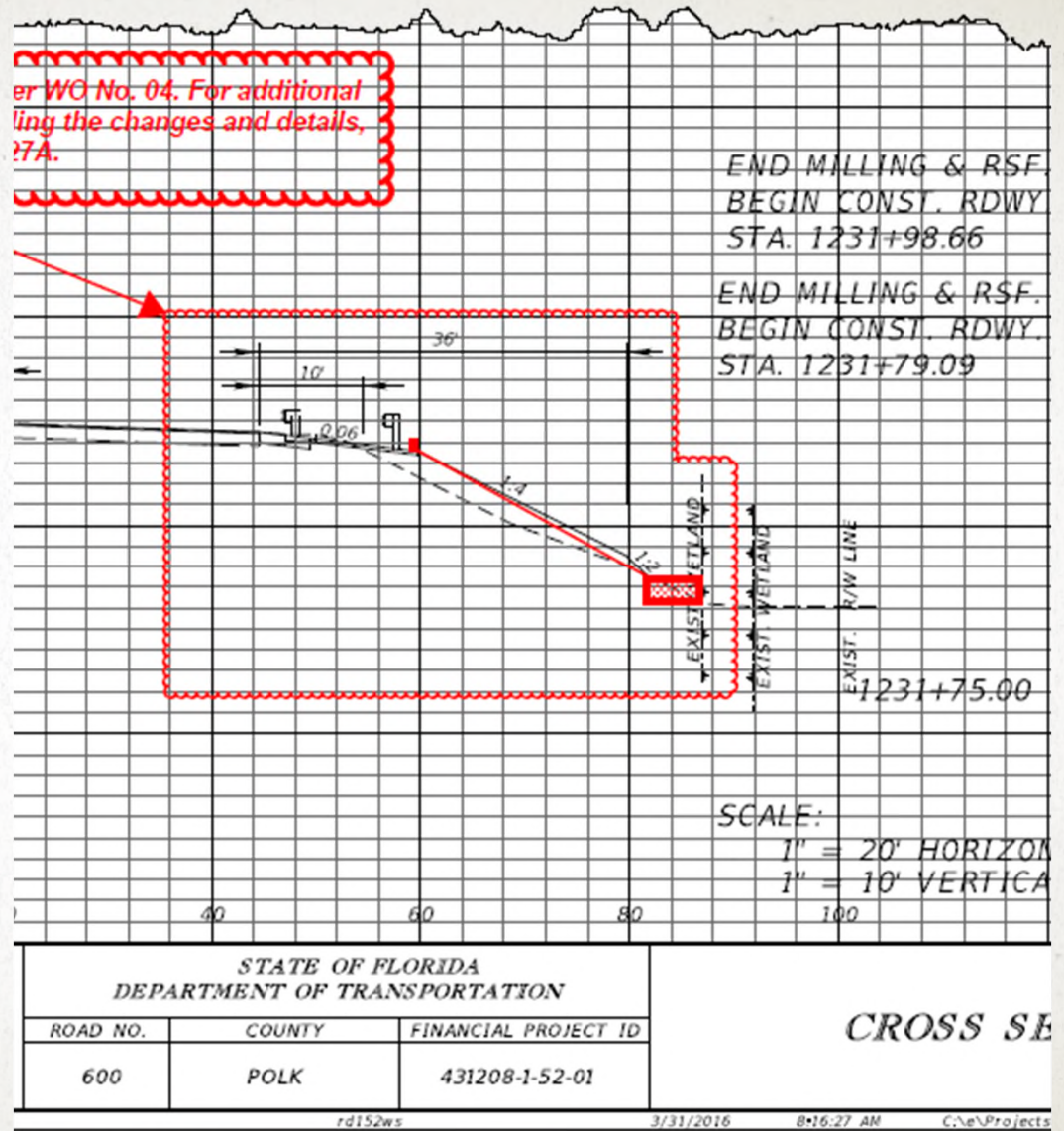
AS-BUILT PLANS

CROSS SECTION SHEETS



AS-BUILT PLANS

CROSS SECTION SHEETS



SPOT THE ERRORS

- 1
- 2
- 3
- 4
- 5

COMPONENTS OF CONTRACT PLANS SET

ROADWAY PLANS
SIGNING AND PAVEMENT MARKING PLANS

STATE OF FLORIDA
DEPARTMENT OF TRANSPORTATION

FINAL CONTRACT PLANS

~~CONTRACT PLANS~~



01 KEY **FINAL AS-BUILT PLANS** →

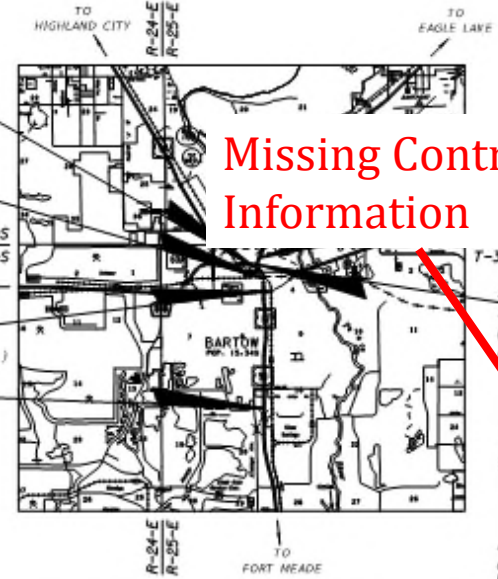
← **Strike Through in Red; Don't Cross Out**

INDEX OF ROADWAY PLANS

SHEET NO.	SHEET DESCRIPTION
1	KEY SHEET
2-3	SIGNATURE SHEET
4	SUMMARY OF PAY ITEMS
5	TYPICAL SECTION
6	TYPICAL SECTION DETAILS
50-1 - 50-47	SUMMARY OF QUANTITIES
7 - 8	SUMMARY OF DRAINAGE STRUCTURES
9	OPTIONAL MATERIALS TABULATION
10 - 11	BENCHMARKS
12 - 13	REFERENCE POINTS
14	PROJECT NOTES
15 - 40	ROADWAY PLAN
41 - 42	DRAINAGE STRUCTURES
43 - 44	DRAINAGE DETAILS
45 - 47	DRIVEWAY CROSS SECTIONS
48 - 50	STORMWATER POLLUTION PREVENTION PLAN
51 - 65	TEMPORARY TRAFFIC CONTROL PLAN
66 - 67	SUMMARY OF VERIFIED UTILITIES
68 - 71	POTENTIAL CONTAMINATION SITES

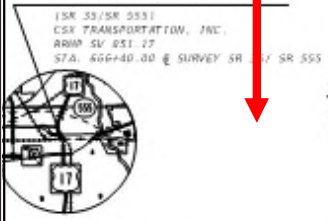
LIST INDEX **Missing Component Index**

FINANCIAL PROJECT ID 431278-1-52-01
(FEDERAL FUNDS)
POLK COUNTY (16030 AND 16030-301)
STATE ROAD NO. 35/555



Missing Contract Information

Should be on Signature Sheet



END EXCEPTION
STA. 668+44.33
MP 0.323

GIN EXCEPTION
A. 666+02.69
MP 0.269

T-29-S
T-30-S
TO MULBERRY

STA. 651+81.09
MP 17.918 END (16030000)
MP 0.000 BEGIN (16030301)

BEGIN PROJECT (16030000)
STA. 548+37.23
MP 15.959



JANE ANN SMITH
No. 99982
Date: 2013.10.09
1640448 - 499

NOTE: THE SCALE OF THESE PLANS MAY HAVE CHANGED DUE TO REPRODUCTION.

"The above named professional engineer shall be responsible for the following changes, indicated in redline revision, in accordance with Rule 61G15-23.004, F.A.C. This project was constructed in substantial compliance with these plans as provided by the Engineer of Record."

	LINEAR FEET	MILES
ROADWAY	13,433.36	2.544
BRIDGES	0.000	0.000
NET LENGTH OF PROJECT	13,433.36	2.544
EXCEPTIONS	168.15	0.032
GROSS LENGTH OF PROJECT	13,601.51	2.576

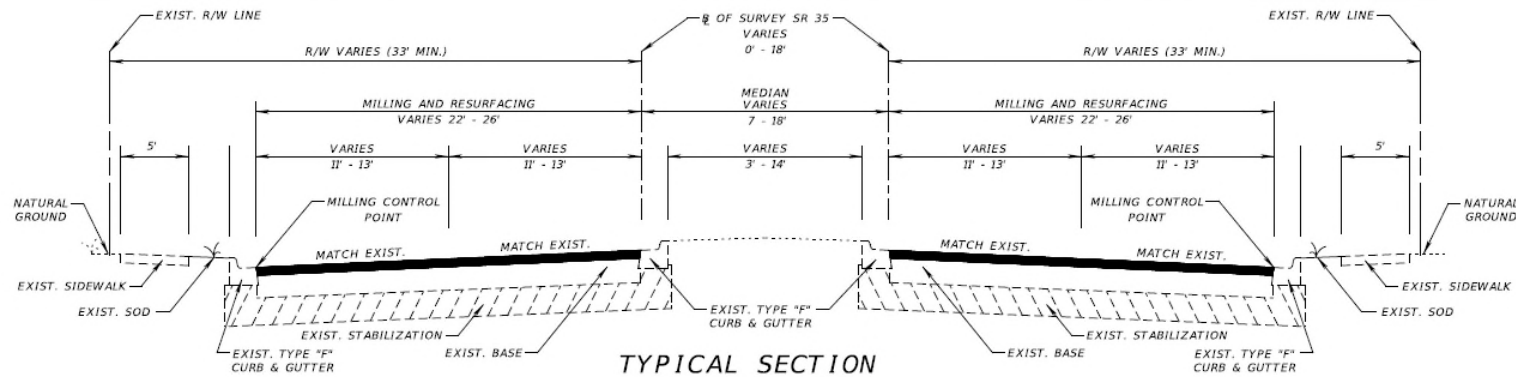
DATE	DESCRIPTION

ROADWAY PLANS
ENGINEER OF RECORD: MELISSA M. GRUBBS, P.E.

P.E. NO.: 72136

FISCAL YEAR	SHEET NO.
16	1

FDOT PROJECT MANAGER: M. WAYNE SHELTON



**TYPICAL SECTION
SR 35/SR 555**

STA. 548+37.23 TO STA. 666+02.69
 STA. 668+44.33 TO STA. 684+50

MAINLINE

MILLING RIGHT SIDE ROADWAY
 MILL EXISTING ASPHALT PAVEMENT (3.00" AVG. DEPTH)
 RESURFACING RIGHT SIDE ROADWAY
 TYPE SP STRUCTURAL COURSE (TRAFFIC C) (1.50")
 AND FRICTION COURSE FC-12.5 (TRAFFIC C) (1.50") (PG 76-22, PMA)

MILLING LEFT SIDE ROADWAY
 MILL EXISTING ASPHALT PAVEMENT (3.50" AVG. DEPTH)
 RESURFACING LEFT SIDE ROADWAY
 TYPE SP STRUCTURAL COURSE (TRAFFIC C) (2.00")
 AND FRICTION COURSE FC-12.5 (TRAFFIC C) (1.50") (PG 76-22, PMA)

**TURNLANES, CROSSOVERS, SHOULDERS,
SIDE STREETS, AND APPROACH SLABS**

MILLING
 MILL EXISTING ASPHALT PAVEMENT (1.50" AVG. DEPTH)
RESURFACING
 FRICTION COURSE FC-12.5 (TRAFFIC C) (1.50") (PG 76-22, PMA)

TRAFFIC DATA

CURRENT YEAR = 2015 AADT = 14,500
 ESTIMATED OPENING YEAR = 2016 AADT = 15,000
 ESTIMATED DESIGN YEAR = 2035 AADT = 23,500
 K = 9.0% D = 55.3% T = 18.2% (24 HOUR)
 DESIGN HOUR T = 9.1%
 DESIGN SPEED = 45 MPH

- Cloud new text.
- Should be struck through, don't cover existing text.

SR 60

STA. 93+65.78 TO STA. 97+65.00 (LT.)
 STA. 92+10.58 TO STA. 97+65.00 (RT.)

MAINLINE, TURNLANES, AND RAMPS

MILLING
 MILL EXISTING ASPHALT PAVEMENT (1.50" AVG. DEPTH)
RESURFACING
 FRICTION COURSE FC-12.5 (TRAFFIC C) (1.50") (PG 76-22, PMA)

NOT TO SCALE

REVISIONS		ENGINEER OF RECORD: MELISSA M. GRIMES, P.E. P.E. LICENSE NUMBER 72156 FLORIDA DEPARTMENT OF TRANSPORTATION 801 N. BROADWAY AVENUE BARTOW, FL 33830-3809	STATE OF FLORIDA DEPARTMENT OF TRANSPORTATION			SHEET NO. 5
DATE	DESCRIPTION		ROAD NO.	COUNTY	FINANCIAL PROJECT ID	
			35	POLK	431278-1-52-01	

TYPICAL SECTION

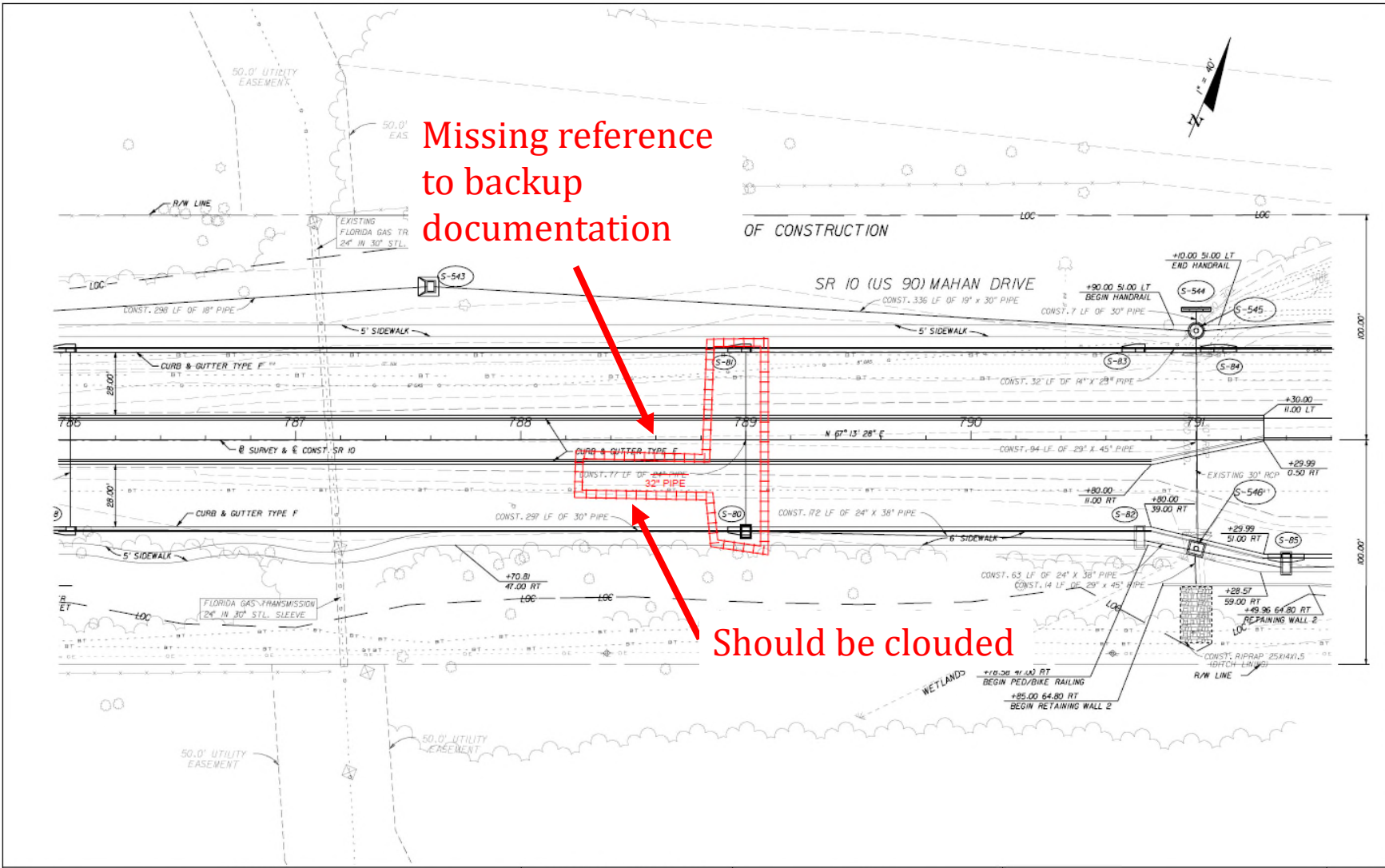


NOTICE: THE OFFICIAL RECORD OF THIS SHEET IS THE ELECTRONIC FILE

SPOT THE ERRORS

1

2



NOTICE: THE OFFICIAL RECORD OF THIS SHEET IS THE ELECTRONIC FILE SIGNED AND SEALED UNDER RULE 68B5-23.003, F.A.C.

REVISIONS						THE LPA GROUP INCORPORATED Ryan Patterson, P.E. #62964 1320 Executive Center Dr. Suite 100 Tallahassee, FL 32301 Ph. (850) 205-0460 C.A. #4307	STATE OF FLORIDA DEPARTMENT OF TRANSPORTATION			PLAN	SHEET NO. 68
DATE	BY	DESCRIPTION	DATE	BY	DESCRIPTION		ROAD NO.	COUNTY	FINANCIAL PROJECT ID.		
						10	LEON	219843-1-52-01			

Slide 39

AU1 [@Anderson, Ashley] should I put a slide with a Pay Item summary certification to explain the EQR process more? Also explain placing revised EQRs in EDMS but no requirement for signing and sealing them?

Ulmer, Amanda, 2023-10-09T14:49:43.380

AA1 0 Let's work on this prior to the next session...no time this go around.

Anderson, Ashley, 2023-10-10T15:14:54.872

FINAL ESTIMATE PROCESS

FINAL ACCEPTANCE

- Final Acceptance = End of Construction

What's Next?

- Last Partial Payment is processed
- Prepare to generate the Final Estimate



FINAL ESTIMATE PROCESS

AUTHORITY:
STANDARD SPEC 9-8

9-8 Acceptance and Final Payment.

9-8.1 Acceptance and Final Payment Documents: Whenever the Contractor has completely performed the work provided for under the Contract and the Engineer has performed a final inspection and made final acceptance (as provided in 5-10 and 5-11), and subject to the terms of 8-11, the Engineer will prepare a final estimate showing the value of the work as soon as the Engineer makes the necessary measurements and computations. The Engineer will correct all prior estimates and payments in the final estimate and payment. The Department will pay the estimate, less any sums that the Department may have deducted or retained under the provisions of the Contract, as soon as practicable after final acceptance of the work, along with all executed supplemental agreements received after final acceptance.

If the Contractor fails to furnish all required Contract Documents as listed in (1) through (9) below within 90 days of the Department's offer of final payment or request for refund of overpayment, the Department may suspend the Contractor's Certificate of Qualification under the provisions of Florida Administrative Code 14-22.

1. The Contractor has agreed in writing to accept the balance due or refund the overpayment, as determined by the Department, as full settlement of his account under the Contract and of all claims in connection therewith, or the Contractor, has through the use of the Qualified Acceptance Letter, accepted the balance due or refunded the overpayment, as determined by the Department, with the stipulation that his acceptance of such payment or the making of such refund does not constitute any bar, admission, or estoppel, or have any effect as to those payments in dispute or those claims in dispute between the Contractor and the Department. To receive payment based on a Qualified Acceptance Letter, define in writing the dispute or pending claim with full particular of all items of all issues in dispute, including itemized amounts claimed for all particulars of all items, and submit it as part of the Qualified Acceptance Letter. The Contractor further agrees, by submitting a Qualified Acceptance Letter that any pending or future arbitration claim or suit is limited to those particulars, including the itemized amounts, defined in the original Qualified Acceptance Letter, and that he will commence with any such arbitration claim or suit within 820 calendar days from and after the

FINAL ESTIMATE PROCESS

AUTHORITY:
STANDARD SPEC 9-8

time of final acceptance of the work and that his failure to file a formal claim within this period constitutes his full acceptance of the Engineer's final estimate and payment. The overpayment refund check from the Contractor, if required, will be considered a part of any Acceptance Letter executed.

2. The Contractor has properly maintained the project, as specified hereinbefore.

3. The Contractor has furnished a sworn affidavit to the effect that the Contractor has paid all bills and no suits are pending (other than those exceptions listed, if any) in connection with work performed under the Contract and that the Contractor has not offered or made any gift or gratuity to any person in any nature with, any employee of the Department in the performance of the Contract. Include with the listed tort liability exceptions, if any, evidence of adequate insurance coverage as required in 7-13.

4. The Contractor has agreed by completion of their portion of the affidavit and surety release subsequent to the Contractor's completion of his portion, to final payment to the Contractor and agrees that the making of such payment does not relieve the surety of any of its obligations under the bond.

5. The Contractor has complied with and settled all requirements pertaining to any wage-rate provisions.

6. The Contractor has submitted all required mill tests and analysis reports to the Engineer.

7. The Contractor has furnished the Construction Compliance with Specifications and Plans Certification. Provide the Engineer with a notarized final certification of compliance with the requirements of the contract to accompany the final estimate. Certification must be on a form provided by the Engineer.

8. The Contractor has submitted and the Department has accepted all as-built drawings and certified surveys.

9. The Contractor has furnished all required manufacturers' warranties to the Engineer.

FINAL ESTIMATE PROCESS

OFFER LETTER TO THE CONTRACTOR

- Must be submitted to the Contractor within **30 days** from Final Acceptance
- Sent to the Contractor (typically from Resident Office) BUT must be returned to the District Final Estimates Office

The Offer Letter includes:

- Offer Letter – **ONLY 1**
 - Offer of Final Payment - OR -
 - Request for Refund
- Final Estimate printout
- Acceptance Letter (to be signed by the Contractor). Acceptance Letter gives 2 options:
 - Regular Acceptance - Option of Agreeing with Offer - OR -
 - Qualified Acceptance - Option of Disagreeing with Offer
- Contractor's Affidavit & Surety Release (Form 21-A)
- Other required documents to be returned to the District Final Estimates office

- Offer Letter ✓

What's Next?



FINAL ESTIMATE PROCESS

FINAL ESTIMATE
DOCUMENTATION
TO THE DISTRICT

POLL QUESTION

Do you think there is a deadline for submitting the Final Estimate Documentation to the District?

- No Deadline
- Submit information as items close throughout the project
- Immediately after Final Acceptance
- 30 Days after Final Acceptance
- Before the Contractor's 820 Days to make Claim are up

FINAL ESTIMATE PROCESS

FINAL ESTIMATE DOCUMENTATION TO THE DISTRICT

Resident Office Submittal to the District (WITHIN 30 DAYS of Final Acceptance) with all back up to substantiate the final payment to the Contractor.

The Final Estimates Documentation consists of:

- Offer Letter
- Final As-Built Plans
- Contract Time Documentation
- Material Certification Documents
- Overruns and Underruns
- Required documents outlined on Final Plans and Estimate Transmittal (Form 700-050-20)
 - All quantity backup (Asphalt Lot Packages, Final Measurements, Pile Driving Logs, etc.)
 - Working Drawings, As-Built Load Rating, etc.

FINAL ESTIMATE PROCESS

FINAL PLANS AND ESTIMATES TRANSMITTAL FORM 700-050-20

FLORIDA DEPARTMENT OF TRANSPORTATION CONTRACTORS	
FINAL PLANS AND ESTIMATES TRANSMITTAL	
To: _____	Date: _____
From: _____	E-mail: _____
Transmittal Prepared by: _____	Phone: _____
Financial Project ID(s): _____	
Fed. Aid Project No.: _____	Contract No. _____
County: _____	
Contractor: _____	
Contingency Funds to be Unencumbered: C.P.I. = \$ _____ SA/CO # _____ = \$ _____	
(List each Contingency Fund separately) SA/CO # _____ = \$ _____ SA/CO # _____ = \$ _____	
Overrun Funds to be Unencumbered = \$ _____	
For Resident Office Use	
We are this date transmitting the Final Estimates Documentation on the above referenced contract. This submission includes the data indicated below: <i>PLEASE VERIFY THAT THE DOCUMENTS/INFORMATION BELOW HAVE BEEN ENTERED INTO EDMS.</i>	
Applicable Job Correspondence Yes <input type="checkbox"/> Part <input type="checkbox"/> N/A <input type="checkbox"/>	Offer Letter Date entered in SM Yes <input type="checkbox"/> Part <input type="checkbox"/> N/A <input type="checkbox"/>
Time Correspondence Yes <input type="checkbox"/> Part <input type="checkbox"/> N/A <input type="checkbox"/>	Receipt of Offer Letter entered in SM Yes <input type="checkbox"/> Part <input type="checkbox"/> N/A <input type="checkbox"/>
Schedule of Values (D/B & LS) Yes <input type="checkbox"/> Part <input type="checkbox"/> N/A <input type="checkbox"/>	For Projects using Form 675-030-20 (Asphalt Roadway Daily Report of Quality Control - QCRR), submit the Asphalt Roadway As-Built Pavement Data Form (700-050-12) in Excel Format to CO-FinalEstimateSection@dot.state.fl.us
Fuel Adjustment Certifications (D/B & LS) Yes <input type="checkbox"/> Part <input type="checkbox"/> N/A <input type="checkbox"/>	Asphalt LOT Submittal Packages Yes <input type="checkbox"/> Part <input type="checkbox"/> N/A <input type="checkbox"/>
Load Rating Calculations (Structures) Yes <input type="checkbox"/> Part <input type="checkbox"/> N/A <input type="checkbox"/>	For Projects using Form 675-030-20A (QCRR - Automated Version), submit QCRR in Excel Format in EDMS AND to State Material's Office (SMO) SM-MACQCRRUpload@dot.state.fl.us Yes <input type="checkbox"/> Part <input type="checkbox"/> N/A <input type="checkbox"/>
Asphalt LOT Submittal Packages Yes <input type="checkbox"/> Part <input type="checkbox"/> N/A <input type="checkbox"/>	SA's & Work Orders Yes <input type="checkbox"/> Part <input type="checkbox"/> N/A <input type="checkbox"/>
Bituminous Certifications Form 700-050-66 Yes <input type="checkbox"/> Part <input type="checkbox"/> N/A <input type="checkbox"/>	EDMS DOC # _____
MOT Certifications Form 700-050-62/67/68 Yes <input type="checkbox"/> Part <input type="checkbox"/> N/A <input type="checkbox"/>	(Final) Construction Compliance w/ Plans & Specs Form 700-020-02 _____
Buy America Certifications Yes <input type="checkbox"/> Part <input type="checkbox"/> N/A <input type="checkbox"/>	Offer Letter _____
SA's & Work Orders Yes <input type="checkbox"/> Part <input type="checkbox"/> N/A <input type="checkbox"/>	Shop Drawings Yes <input type="checkbox"/> Part <input type="checkbox"/> N/A <input type="checkbox"/>
JTSFM Feature Templates and As-Built to Traffic Ops (correspondence in EDMS) Yes <input type="checkbox"/> Part <input type="checkbox"/> N/A <input type="checkbox"/>	Final CPPR Document _____
APL Data entered in PTS Yes <input type="checkbox"/> Part <input type="checkbox"/> N/A <input type="checkbox"/>	Pay Item Summary & Certification Sheet Form 700-050-10 _____
Shop Drawings Yes <input type="checkbox"/> Part <input type="checkbox"/> N/A <input type="checkbox"/>	Final As-Built Plans (Submitted to DFEO) Yes <input type="checkbox"/> Part <input type="checkbox"/> N/A <input type="checkbox"/>
As-Built Drawings (Contractor) Yes <input type="checkbox"/> Part <input type="checkbox"/> N/A <input type="checkbox"/>	LFA/UWHCA Closeout Letter Yes <input type="checkbox"/> Part <input type="checkbox"/> N/A <input type="checkbox"/>
Final As-Built Plans (Submitted to DFEO) Yes <input type="checkbox"/> Part <input type="checkbox"/> N/A <input type="checkbox"/>	Final Estimates Office Record of Final Plans and Documents Form 700-050-28 Initiated in FES Yes <input type="checkbox"/> Part <input type="checkbox"/> N/A <input type="checkbox"/>
LFA/UWHCA Closeout Letter Yes <input type="checkbox"/> Part <input type="checkbox"/> N/A <input type="checkbox"/>	Final Inspection & Acceptance of Fed Aid Project Form 700-010-32 Initiated Yes <input type="checkbox"/> Part <input type="checkbox"/> N/A <input type="checkbox"/>
Final Estimates Office Record of Final Plans and Documents Form 700-050-28 Initiated in FES Yes <input type="checkbox"/> Part <input type="checkbox"/> N/A <input type="checkbox"/>	Warranty Date(s) entered in SM and CIM Yes <input type="checkbox"/> Part <input type="checkbox"/> N/A <input type="checkbox"/>
Final Inspection & Acceptance of Fed Aid Project Form 700-010-32 Initiated Yes <input type="checkbox"/> Part <input type="checkbox"/> N/A <input type="checkbox"/>	Final Acceptance entered in SM (at signatory check) Yes <input type="checkbox"/> Part <input type="checkbox"/> N/A <input type="checkbox"/>
Warranty Date(s) entered in SM and CIM Yes <input type="checkbox"/> Part <input type="checkbox"/> N/A <input type="checkbox"/>	CPPR Grade Finalized in CIM Yes <input type="checkbox"/> Part <input type="checkbox"/> N/A <input type="checkbox"/>
Final Acceptance entered in SM (at signatory check) Yes <input type="checkbox"/> Part <input type="checkbox"/> N/A <input type="checkbox"/>	Any Pending Supplemental Agreements? Yes <input type="checkbox"/> N/A <input type="checkbox"/>
CPPR Grade Finalized in CIM Yes <input type="checkbox"/> Part <input type="checkbox"/> N/A <input type="checkbox"/>	Any Pending/Possible Time Extensions, Claims or Arbitrations? Yes <input type="checkbox"/> N/A <input type="checkbox"/>
Any Pending Supplemental Agreements? Yes <input type="checkbox"/> N/A <input type="checkbox"/>	
Any Pending/Possible Time Extensions, Claims or Arbitrations? Yes <input type="checkbox"/> N/A <input type="checkbox"/>	
Back Up Documentation	
Pipe Inspection & Video Report Yes <input type="checkbox"/> Part <input type="checkbox"/> N/A <input type="checkbox"/>	Drilled Shaft Records Yes <input type="checkbox"/> Part <input type="checkbox"/> N/A <input type="checkbox"/>
Pile Records Yes <input type="checkbox"/> Part <input type="checkbox"/> N/A <input type="checkbox"/>	Core-out Reports Yes <input type="checkbox"/> Part <input type="checkbox"/> N/A <input type="checkbox"/>
Straightedge Reports (Data Entry Forms) Yes <input type="checkbox"/> Part <input type="checkbox"/> N/A <input type="checkbox"/>	
Composite Pay Factor Summary _____	Striping Certification Summary _____
Bituminous Adjustment Summary _____	SA/WO Summary _____
Fuel Adjustment Summary _____	Damage Recovery/Lane Rental Summary _____
MOT Certification Summary _____	Penalty Summary (Lost Samples/Low Strength) _____
Other _____	Other _____
Other _____	Other _____
Other _____	Other _____
For District Final Estimates Office Use	
Collaboration Site Closed Yes <input type="checkbox"/> Part <input type="checkbox"/> N/A <input type="checkbox"/>	Warranty Bonds Yes <input type="checkbox"/> Part <input type="checkbox"/> N/A <input type="checkbox"/>
Final Estimates Office Record of Final Plans and Documents Form 700-050-28 Completed Yes <input type="checkbox"/> Part <input type="checkbox"/> N/A <input type="checkbox"/>	Final Acceptance entered in SM (as determined by District) Yes <input type="checkbox"/> Part <input type="checkbox"/> N/A <input type="checkbox"/>
Final As-Built Plans (Submitted to EDMS) Yes <input type="checkbox"/> Part <input type="checkbox"/> N/A <input type="checkbox"/>	Overpayment Check Yes <input type="checkbox"/> Part <input type="checkbox"/> N/A <input type="checkbox"/>
Are Overrun Funds Unencumbered? Yes <input type="checkbox"/> Part <input type="checkbox"/> N/A <input type="checkbox"/>	Final Inspection & Acceptance of Fed Aid Project Form 700-010-32 _____
Are Contingency Funds Unencumbered? Yes <input type="checkbox"/> Part <input type="checkbox"/> N/A <input type="checkbox"/>	Contractor's Acceptance Letter _____
Court Orders Yes <input type="checkbox"/> Part <input type="checkbox"/> N/A <input type="checkbox"/>	Contractor's Aff. and Surety Consent (21-A) _____
Arbitration Rulings Yes <input type="checkbox"/> Part <input type="checkbox"/> N/A <input type="checkbox"/>	Final Interest Payment Log _____
Final Project Materials Certification Letter (PMCL) in MAC Yes <input type="checkbox"/> Part <input type="checkbox"/> N/A <input type="checkbox"/>	

Please attach Additional Items Required by the Contract on a Separate Sheet.

FINAL ESTIMATE PROCESS

REVIEW OF THE FINAL ESTIMATE DOCUMENTATION

- All Information has been submitted to the District Final Estimate Office

What's Next?

- District will conduct a Post Audit Review (PAR) per RAM 3.7.3

Minimum requirements for PAR frequencies					
	\$100M or >	\$50M to \$100M	\$25M to \$50M	\$2M to \$25M	<\$2M
PAR	100%	50%	40%	35%	15%

- If \$\$ mistakes are discovered, the District will submit a **Notifications of Additional Findings** to the Contractor.

POLL QUESTION

What do you think the goals of a Post Audit Review are?

- Zero Dollar Change to Final Estimate ✓
- Zero Procedural Errors ✓
- Improving the Final Estimates Process ✓
- Maintaining positive outcomes ✓

FINAL ESTIMATE PROCESS

POST AUDIT REVIEW



FLORIDA DEPARTMENT OF TRANSPORTATION

RON DeSANTIS
GOVERNOR

1074 Highway 90 East
Chipley, FL 32428 - 0607

KEVIN J. THIBAUT, P.E.
SECRETARY

POST AUDIT REVIEW FOR A CERTIFIED FINAL ESTIMATES

Per the Review & Administration Manual, Topic 700-050-005; Chapter 3: If errors or omissions are listed, the Consultant / In-house will submit a formal report within FOURTEEN(14) calendar days defining what steps will be taken to eliminate these types of issues from recurring on future projects.

This report will be sent to:

Kristin Tadlock, State Final Estimates Engineer: Kristin.Tadlock@dot.state.fl.us

Ed Hudec, District Construction Engineer: Ed.Hudec@dot.state.fl.us

Robby Stone, District Final Estimate Manager: Robby.Stone@dot.state.fl.us

Lead Financial Project Id 218699-2-52-01	Contract Id E3R38	Contract Type CC
Road No./Description SR 30/BRIDGE REPAIR-REHABILITATION,49010000,		Fuel Spec Year 2013
Contractor Name <input type="checkbox"/> Joint Venture PNEUMATIC CONCRETE CO., INC.		
Resident Office Midway Operations Center	CCEI	
FDOT Resident Engineer Corbin, Gabriella	CCEI Sr. Project Engineer	
FDOT Project Administrator Munyon, Patrick	CCEI Project Administrator	
FDOT Project Manager Kerwin, Jeff		
F.E. Level II Stoutamire, William	Review Date 3/6/2019	
Reviewer Bradford, David	Day(s) in Review 1	
Final Acceptance Date 2/19/2019	Offer of Final Payment Date 3/4/2019	
Date Project Received at DFEO 3/6/2019	Days to Submit Offer Letter 13	
Certified Amount \$462,354.19	Final Amount \$462,354.19	
	OVER PAYMENT	\$0.00
	UNDER PAYMENT	\$0.00
	ABSOLUTE VALUE	\$0.00
	NET VALUE OF ALL CHANGES	\$0.00
Review Notes/Findings		
Adjustment Type	Amount	Remarks
Other - Final Estimate Documentation	\$0.00	This Project Estimate was well prepared and submitted in a timely manner.

FINAL ESTIMATE PROCESS

CONTRACT CLOSEOUT

What's Next?

- Submit the PAR report to the Resident Office.
 - 14 days to respond if errors are found on how these mistakes will be prevented in the future.
- **Pass to the Comptroller for final payment IF all claims have been settled.**
 - If not, maximum of 820 days

AND REMEMBER....



The most important thing to remember if you have questions on final estimates is...

- Read your contract
- ReAd yOuR CoNtRacT
- Pretty please read your contract
- READ YOUR CONTRACT!

QUESTIONS?

Summary of Temporary Traffic Control Plan Items

Pay Item Number	Pay Item Description	Units of Measure	Duration (Days)	Quantity		Total Quantity		Location	Design Notes	Construction Remarks
				P	F	P	F	Const. Phase		
0102 1	Maintenance of Traffic	LS		1		1			240 CONST. DAYS	
0102 14	Traffic Control Officer	HR		8		24		1		
				8				2		
				8				3		
0102 60	Work Zone Sign	ED	90	24		5640		1		
			90	28				2		
			60	16				3		
0102 71 15	Temporary Barrier, F&I, Anchored	LF		589		1093		1		
				504				2		
0102 71 25	Temporary Barrier, Relocate, Anchored	LF		289		1382		1		
				1093				2		
0102 74 1	Channelizing Device - Types I, II, DI, VP, Drum or LCD	ED	90	66		13980		1		
			90	72				2		
			60	26				3		
0102 75 3	Temporary Separator, Install	LF		846		1324		1		
				478				2		
0102 75 4	Temporary Separator, Relocate	LF		846		846		2		
0102 75 5	Temporary Separator, Remove	LF		846		2170		1		
				1324				2		
0102 76	Arrow Board/Advance Warning Panel	ED	90	2		480		1		
			90	2				2		
			60	2				3		
0102 99	Portable Changeable Message Sign, Temporary	ED	90	2						
			60	2						
0710 11 101	Painted Pavement Markings, Standard, White, Solid 6"	GM		0.4						
				0.4						
				0.5				3		
0710 11 201	Painted Pavement Markings, Standard, Yellow, Solid 6"	GM		0.3		0.8		1		
				0.5				2		
...										
...										
...										

Example Estimated Quantities Report



SCOPE OF WORK – INTENT OF CONTRACT.

(REV 8-19-09) (FA 8-24-09) (1-16)

ARTICLE 4-1 is expanded by the following:

The Improvements under this Contract include widening, reconstruction, widening of Bridge No. 060001, reconstruction of Bridge No. 060002, new bridge construction of bridge numbers 060061 and 060062, and signing and pavement marking for SR 35 (US 17) from the DeSoto County Line northerly approximately 4.952 miles, to CR 634 (Sweetwater Road) in Hardee County.

The summary of pay items for this project is listed in the Plans.



SCOPE OF THE WORK.

(REV 8-24-10) (FA 10-8-10) (1-16)

ARTICLE 4-1 is deleted and the following substituted:

4-1 Intent and Scope.

The Improvements under this Contract consist of sidewalk construction, drainage improvements, milling and resurfacing, base work, shoulder treatment, curb and gutters, signing and pavement marking and signalization on Leeland Heights Boulevard from east of Georgia Road easterly 1.134 miles to Richmond Avenue in Lee County.

This is a Lump Sum Contract with only one pay item listed in the Contract.

All references to payment under individual pay item numbers, regardless of where those references are contained in the Contract Documents or when in time any such pay item reference is incorporated in the Contract Documents, are superseded by the pay item references in this Special Provision.

Payment for all work in this Contract will be made under:

Item No. 999 - 2 Lump Sum Contract - LS

Contractor submits a Schedule of Values with the item descriptions, quantities and unit prices for approval by the Resident Engineer



SECTION 4 SCOPE OF THE WORK

4-1 Intent of Contract.

The intent of the Contract is to provide for the engineering services, furnishing of materials, construction, and completion in every detail of the work described in this Contract. The Design-Build Firm shall furnish all engineering and all of its associated direct and indirect costs, construction labor, materials, equipment, supervision, tools, transportation, and supplies required to complete the work in accordance with the requirements of the Contract Documents. The terms and conditions of this Contract are fixed price and fixed time. The Contractor's submitted bid (time and cost) is to be a lump sum bid for completing the scope of work detailed in the Contract.

The Design-Build Firm shall have all liability and responsibility for all unknowns and/or differing site conditions; and including but not limited to any or all utilities, subsoil conditions, permits, etc. of any nature or kind, unless otherwise stated in the Contract. In the event that unforeseeable work is provided for in the Contract, such work shall be paid for in accordance with 4-3.2.

Contractor submits a Schedule of Values with the item descriptions, quantities and unit prices for approval by the Resident Engineer



286-5 Method of Measurement.

286-5.1 Driveway Base (Optional): The quantity to be paid for will be the plan quantity area, in square yards.

286-5.2 Driveway Asphalt Base: When specified in the Plans, asphalt base will be paid for by weight of mixture, the weight will be measured as specified in 320-3.

Prepare and submit a Certification of Quantities to the Engineer in accordance with 9-2.1.2.

286-6 Basis of Payment.

Price and payment will be full compensation for all work specified in this Section, including excavating; compacting excavated areas; furnishing material; placing, compacting, and finishing of base; and incidental work.

No separate payment will be made for any tack coat between base layers, prime coat, cover material for prime coat, bituminous material used in bituminous plant mix, and cement used in soil-cement.

Payment will be made under:

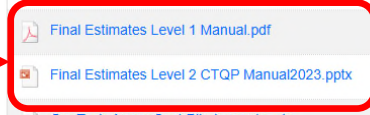
- | | |
|------------------|---|
| Item No. 286- 1- | Driveway Base (Optional) - per square yard. |
| Item No. 286- 2- | Driveway Asphalt Base - per ton. |



<https://www.fdot.gov/construction/training/training.shtm>

Select CTQP Course Manuals, then Login to the FTP site with Username "guest" and no password

Name	Type	Size	Date
Go Up One Folder	up		
Aggregate-I RR.zip	file	8.95 MB	11 months ago
Aggregate-QAR.zip	file	2.56 MB	11 months ago
Asphalt Paving level 1 (2016).zip	file	18.17 MB	11 months ago
Asphalt Paving level 2 (2016).zip	file	751.30 MB	11 months ago
Asphalt Plant level 1 (2016).zip	file	32.80 MB	11 months ago
Asphalt Plant level 2 (2009).zip	file	124.55 MB	11 months ago
Asphalt-Asphalt Mix Design(2019).zip	file	32.97 MB	11 months ago
Concrete Batch Plant Operator.zip	file	736 KB	11 months ago
Concrete Field Inspector Specifications.zip	file	64.60 MB	11 months ago
Concrete Laboratory Technician Specifications.zip	file	8.80 MB	6 years ago
Concrete-Prestressed Concrete Field Inspector Specification (2023).zip	file	7.49 MB	11 months ago
Earthwork Construction Inspection level 1 (2022).zip	file	14.26 MB	11 months ago
Earthwork Construction Inspection level 2.zip	file	5.95 MB	6 years ago
Final Estimates Level 1 Manual.pdf	file	3.36 MB	8 minutes ago
Final Estimates Level 2 CTQP Manual2023.pptx	file	130.87 MB	minutes ago
GeoTech-Auger Cast Pile Inspector.zip	file	29.09 MB	years ago
GeoTech-Drilled Shaft Inspector.zip	file	37.44 MB	5 years ago
GeoTech-Pile Driving Inspector.zip	file	80.15 MB	6 years ago



[Home](#) / [Construction](#) / [Final Estimates](#)

<https://www.fdot.gov/construction/FinalEstimates/FEhome.shtm>

Final Estimates

The State Final Estimates Office is committed to ensuring the efficient and accurate payment of Construction Contracts. We seek to accomplish this by providing clear and concise procedures and processes for the preparation and submittal of accurate Final Estimates Documentation and Contract Close-out.

Staff

Olivia Townsend
Construction Final Estimates Engineer
(850) 414-4303
Email: Olivia.Townsend@dot.state.fl.us

Taylor Carlquist
Final Estimates Specialist
(850) 414-4252
Email: Taylor.Carlquist@dot.state.fl.us

Amanda Ulmer
Final Estimates Specialist
(850) 414-4249
Email: Amanda.Ulmer@dot.state.fl.us

Shannon Harris
Final Estimates Specialist
(850) 414-4143
Email: Shannon.Harris@dot.state.fl.us

[District Final Estimates Personnel](#)

News

- [RAM 2025](#) - Posted: January 27, 2025
- [FE Qualifications Performance Report and Checklist](#) - Posted: January 27, 2025
- [Final Estimates Guidelist](#) (*.docx, 215kb) - Posted: January 27, 2025
- [SURVEY: Topics for Statewide Final Estimates Webinar](#) - Posted: October 26, 2023
- [MPA Project Specific Guidance](#) - Updated: January 31, 2023
- [Updated Form 700-050-20 Final Estimates Transmittal](#) - Posted: February 22, 2023

Topics

- [Construction Project Administration Manual \(CPAM\)](#)
- [e-Construction](#)
- [Final Estimates Guidelist](#) (*.docx, 215kb)
- [Final Estimates Forms](#)
- [Fuel & Bit Prices](#)
- [Material Price Index](#)
- [Review & Administration Manual \(RAM\)](#)
- [Trimble Business Center](#)





Final Estimates

Quick-Links

- Department Contacts
- Department Resources
- Public Notices
- Technology Resources

- Ad-Hoc Reports
- Asphalt Resources
- BOE Manual
- CARS
- CIM
- CPAM
- e-Construction Website
- e-Docs
- EDMS SharePoint
 - EDMS Quick Reference
- FEQPS
- FES
- Forms & Procedures
- MAC
- PSSP
- RAM
- Specifications
 - Spec History FTP Site (PW: Guest)
 - Specifications Development SP Site
- Trimble Website
- Recent

Meeting Minutes	Process Review Calendar	FAQ	
Process Review Reports	FE Resources	SFEQ Website	
Boilerplate Letters	District QC Plans		

Welcome to the State Final Estimates SharePoint site!

[SFEQ Team Site](#)

Contact Information

Olivia Townsend - Construction Final Estimates Engineer
(850) 414-4303

Taylor Carlquist - Final Estimates Specialist
(850) 414-4252

Amanda Ulmer - Final Estimates Specialist
(850) 414-4249

Shannon Harris - Final Estimates Specialist
(850) 414-4143

Disclaimer

Information that is submitted to the Florida Department of Transportation is open for personal inspection and copying by any person in accordance with Chapter 119, Florida Statutes (F.S.).

Questions:

For general inquiries, please contact

CO-FinalEstimateSection@dot.state.fl.us

For technical issues, please contact

<https://fldot.sharepoint.com/sites/CO-Construction/FinalEstimates/SitePages/Home.aspx>

