

STATE CONSTRUCTION OFFICE

FINAL ESTIMATES

ASHLEY ANDERSON, PE

CONSTRUCTION FINAL ESTIMATES ENGINEER

ASHLEY.ANDERSON@DOT.STATE.FL.US

(850) 414-4184

TAYLOR CARLQUIST

FINAL ESTIMATES SPECIALIST

TAYLOR.CARLQUIST@DOT.STATE.FL.US

(850) 414-4252

AMANDA ULMER

FINAL ESTIMATES SPECIALIST

AMANDA.ULMER@DOT.STATE.FL.US

(850) 414-4249

OCTOBER 12, 2023

POLL QUESTION

Have you taken the Final Estimates Level 2 Course?

- Yes
- No

POLL QUESTION

How many years of experience in FDOT Project Management do you have?

- 0-2 years
- 3-5 years
- 5-10 years
- 10-20 years
- I'm an expert!



WHERE WE'RE GOING:

- What is Final Estimates?
- General Information
- Monthly Estimates
- Final As-Built Plans
- Final Estimate Process



POLL QUESTION

What does Final Estimates mean to you?

- Closeout Process at the end of the project
- Only applies during monthly payments
- Backup documentation throughout the project

WHAT IS FINAL ESTIMATES?

- Starts at the beginning of the project.
- Ensures that the Contractor is paid fairly for the work performed and accepted.
- Ensures that the Department has the proper documentation to justify payment to Contractor
 - Contract quantities
 - Time
 - Material acceptance
- CTQP Level 2 Qualification in Final Estimates

HOW FINAL ESTIMATES IS CALCULATED?

- **Read the Contract**
- Know the Specifications Year and Modifications to the Specifications
- Know the Contract Type – Specification 4-1
 - Conventional ◆
 - Lump Sum ◆
 - Design-Build ◆
- Know the Plans
- Know the Procedures
 - *Construction Project Administration Manual (CPAM)*
 - *Review & Administrative Manual (RAM)*

<https://www.fdot.gov/construction>
Documents and Publications > Manuals

WHAT ARE SOME OF THE CONTRACT DOCUMENTS?

- Contract
- Modifications to the Contract, such as Supplemental Agreements & Work Orders
- The Plans

<https://www.fdot.gov/programmanagement/>
Under Office Divisions > Specifications

- Standard Specifications
- Supplemental Specifications
- Developmental Specifications
- Technical Special Provisions
- Special Provisions

<https://www.fdot.gov/design>
Documents and Publications > Standard Plans

- Standard Plans

ORDER OF PRECEDENCE

Specification 5-2



WHAT ARE SOME OF HELPFUL RESOURCES?

- CPAM
- RAM
- CTQP Final Estimates Level II Manual ◆
- Final Estimates External Website ◆
 - Final Estimates Guidelist
- Final Estimates SharePoint Site ◆

<https://www.fdot.gov/programmanagement/>

Documents, Publications & Applications > Basis of Estimates (BOE)

- Basis of Estimates (BOE) Manual

POLL QUESTION

Which resources below are binding contract documents **for the Contractor?**

- Basis of Estimates Manual
- Construction Project Administration Manual
- Review and Administration Manual
- Final Estimates Guidelist
- None

HOW ARE PAY ITEMS PAID?

- **Plan Quantity**
 - Designer Quantity

9-3.2 Payment Based on Plan Quantity:

9-3.2.1 Error in Plan Quantity: As used in this Article, the term “substantial error” is defined as the smaller of (1) or (2) below:

1. a difference between the original plan quantity and final quantity of **more than 5%**,
2. a change in quantity which causes a change in the amount payable of **more than \$5,000.**

- **Lump Sum**
 - Same as above
 - Secondary Units are considered
- **Final Measure**
 - Certified Quantities
 - Contractor Measures & Resident Office Spot Checks
 - Final Measure
 - Resident Office Measures

UNITS OF MEASURE ASSIGNED TO PAY ITEMS

- **Units of Measure:**
 - 1 Lump Sum
 - Per Each, Each Day
 - Length - Linear Feet
 - Area - Square feet, Square Yards, Acre
 - Volume - Cubic Feet, Cubic Yards
 - Weight - Lbs, Tons
- This information is found in the Specifications under Method of Measurement ♦
- The Basis of Estimates Manual also has this information, as well as the accuracy required for each unit of measure in BOE Chapter 2.

MONTHLY ESTIMATE PROCESS

- Estimate Cut-Off Dates
 - All on Sunday
 - Typically 3rd Sunday
- Monday – Friday is considered Estimates Week

2023

January 15, 2023

February 19, 2023

March 19, 2023

April 16, 2023

May 14, 2023 (2nd Sunday)

June 11, 2023 (2nd Sunday)

July 16, 2023

August 20, 2023

September 17, 2023

October 15, 2023

November 12, 2023 (2nd Sunday)

December 17, 2023

SURVEY TIME

Which of the following are reasons the cutoff dates are not on the typical 3rd Sunday?

- ✓ • End of the Fiscal Year
- Dates are in the Standard Specs
- ✓ • Avoid the Thanksgiving Holidays
- ✓ • Avoid the Christmas Holidays

MONTHLY ESTIMATE PROCESS



CONTRACTOR:

Submit the following (minimum):

- **Certification of Quantities Forms, if applicable**
 - MOT, Signs, etc.
 - Striping
 - Asphalt and Bituminous Material
 - Fuel (LS/DB Only)
- **Certification Disbursement of Previous Periodic Payment to Subcontractors**
 - All estimates except the first
- **Construction Compliance with Specs & Plans**
- **Where to find this information?**
 - CPAM 5.11 and 5.14

<https://www.fdot.gov/construction>
Documents and Publications > Manuals

MONTHLY ESTIMATE PROCESS



RESIDENT OFFICE:

- **Verify Quantities are Reasonable**
 - Remember it's an Estimate not an Invoice
- **Verify the Contractor's Certifications have been filled out correctly**
 - Are Digital Signatures Valid?
 - Have digital and wet-ink signatures been mixed?
 - Are forms in the proper format?
- **Generate the Estimate in AASHTOware Project Construction (PrC)**
 - Includes Adjustments

CONVENTIONAL CONTRACT ESTIMATE

ESTIMATE CREATED: 11/22/16

STATE OF FLORIDA DEPARTMENT OF TRANSPORTATION

PESPJ11-1 PAGE 1

COSECT FIN. PROJ.# MANDST JOB NO.

TRANSPORT/SITEMANAGER PAY ESTIMATE

CONTR. TYPE: CC CONSTRUCTION

60002 430908-2-52-01 03 -

PROGRESS EST.NO. 0018 C.C. NO. 313

CONTRACT NO. T3544 ENGLISH

PROG. NUMBER - 5205

CRESTVIEW CONSTRUCTI

LETTING DATE 03/25/15

F.A.P. NO. 0101213I

NO. OF JOBS ON ESTIMATE 01 / 01

CONTRACTOR: F010692695002 OLDCASTLE MATERIALS SOUTHEASTER MIDSOUTH PAVING INC.

ESTIMATE PERIOD END DATE: 10/31/16

S.R. NO. SR 8 IN WALTON CO.

CONTRACTOR: F010692695002

DESCRIPTION: SR 8 (I-10) FROM OKALOOSA CO LINE TO EAST OF BOY SCOUT ROAD

OLDCASTLE MATERIALS SOUTHEASTER

MIDSOUTH PAVING INC.

BIRMINGHAM AL

FROM COMMENCEMENT OF WORK JUN 23, 2015 TO OCT 31, 2016 INCLUSIVE

ITEM DESCRIPTION	ITEM NUMBER	CO NBR	UNIT	QUANTITIES					UNIT PRICE	AMOUNT TO-DATE
				PLAN	PREVIOUS	THIS EST.	TO-DATE	%		
MOBILIZATION	0101 1		LS	1.000	1.000	+0.000	1.000	100	221,352.7700	221,352.77
MAINTENANCE OF TRAFFIC WORK ZONE SIGN	0102 1		LS	1.000	0.930	+0.070	1.000	100	165,000.0000	165,000.00
CHANNELIZING DEVICE- TY	0102 60		ED	14,467.000	8,884.000	+5,370.000	14,254.000	99	0.2500	3,563.50
PES I, II, DI, VP, DRUM	0102 74 1		ED	109,534.000	14,792.000	+8,778.000	23,570.000	22	0.1300	3,064.10
ARROW BOARD / ADVANCE W	0102 76		ED	562.000	166.000	+58.000	224.000	40	5.0000	1,120.00
ARNING ARROW PANEL										
HIGH INTENSITY FLASHING LIGHTS, TEMP, TYPE B	0102 77		ED	1,732.000	2,130.000	+1,471.000	3,601.000	208	0.2500	900.25
TEMPORARY RETROREFLECTIVE PAVEMENT MARKER	0102 78		EA	4,750.000	9,311.000	+0.000	9,311.000	196	2.8000	26,070.80
PORTABLE CHANGEABLE MESSAGE SIGN, TEMPORARY	0102 99		ED	508.000	1,194.000	-4.000	1,190.000	234	15.0000	17,850.00
PORTABLE REGULATORY, SIGN	0102150 1		ED	644.000	392.000	+78.000	470.000	73	5.0000	2,350.00
RADAR SPEED DISPLAY UNIT	0102150 2		ED	644.000	392.000	+78.000	470.000	73	5.0000	2,350.00
SEDIMENT BARRIER	0104 10 3		LF	1,643.000	2,452.000	+0.000	2,452.000	149	2.1700	5,320.84
INLET PROTECTION SYSTEM	0104 18		EA	66.000	66.000	+0.000	66.000	100	148.7300	9,816.18
LITTER REMOVAL	0107 1		AC	3,141.510N	1,443.249	+371.911	1,815.160	58	9.0000	16,336.44
MOWING	0107 2		AC	3,141.510N	1,027.582	+0.318	1,027.900	33	31.0000	31,864.90
CLEARING & GRUBBING	0110 1 1		LS	1.000	1.000	+0.000	1.000	100	8,500.0000	8,500.00
REMOVAL OF EXISTING CONCRETE PAVEMENT	0110 4		SY	1,463.000	1,569.500	+0.500	1,570.000	107	26.0300	40,867.10
BORROW EXCAVATION, TRUCK MEASURE	0120 2 2		CY	4,374.000	3,211.000	+24.000	3,235.000	74	17.0000	54,995.00
REGULAR EXCAVATION (3-R PROJECTS ONLY)	0120 71		LS	1.000	1.000	+0.000	1.000	100	52,000.0000	52,000.00

ESTIMATE CREATED: 11/16/16

STATE OF FLORIDA DEPARTMENT OF TRANSPORTATION

DESPJ11-1 PAGE 1

COSECT FIN. PROJ.# MANDST JOB NO.

TRANSPORT/SITEMANAGER PAY ESTIMATE

CONTR. TYPE: CLS CONSTR LUMP SUM

46110 435518-1-52-01 03 -

PROGRESS EST.NO. 0001

C.C. NO. 314

CONTRACT NO. T3595 ENGLISH

PROG. NUMBER - 5202

PANAMA CITY CONSTRUC

LETTING DATE 07/27/16

F.A.P. NO. 8886871A

NO. OF JOBS ON ESTIMATE 01 / 02

CONTRACTOR: F591683951003 C. W. ROBERTS CONTRACTING, INC.

ESTIMATE PERIOD END DATE: 11/13/16

S.R. NO. SR 391 IN BAY CO.

CONTRACTOR: F591683951003

DESCRIPTION: SR 391 AIRPORT ROAD FROM SR 75 (US 231) TO HARRISON AVENUE

C. W. ROBERTS CONTRACTING, INC.

TALLAHASSEE

FL

FROM COMMENCEMENT OF WORK OCT 12, 2016 TO NOV 13, 2016 INCLUSIVE

ITEM DESCRIPTION	ITEM NUMBER	CO NBR	UNIT	QUANTITIES					UNIT PRICE	AMOUNT TO-DATE
				PLAN	PREVIOUS	THIS EST.	TO-DATE	%		
LUMP SUM CONTRACT, ALTERNATIVE BIDDING	0999 2		LS	1.000	0.000	+0.542	0.542	54	183,958.2200	99,705.36

LUMP SUM CONTRACT ESTIMATE

PAY ITEM ADJUSTMENTS

Types of Pay Item Adjustments

- Contract Adjustments
- Line Item Adjustments

PAY ITEM ADJUSTMENTS (CONTRACT ADJUSTMENTS)

- A+B Incentive-Disincentive
- Arbitration Orders
- Cash Retainage Withheld
- Court Orders
- Damage Recovery
- **Incentive-Disincentive**
- Liquidated Damages (Maintenance contract Use ONLY)
- Lane Rental Incentive-Disincentive
- Liquidated Savings
- No Excuse Bonus
- Retainage (Non-system)
- Revenue Loss Penalty
- Settlement Costs

PAY ITEM ADJUSTMENTS (LINE ITEM ADJUSTMENTS)

- Asphalt Content
- Asphalt Density
- Directed Source Aggregate Price Adjust.
- Temp. Attenuator/Crash Cushion Repair
- Asphalt Sieve Failures
- **Bituminous**
- Contingency-Participating Work Order Amt.
- Contingency-Non-Part Work Order Amt.
- **Composite Pay Factor**
- Concrete Pavement Grinding Incentive
- Concrete Strength Adjustment
- **Fuel Adjustment (Diesel)**
- **Fuel Adjustment (Gasoline)**
- **Material Price Adjustment**
 - **Steel**
 - **Aluminum**
 - **PVC**
 - **Copper**
 - **Thermoplastic**
- Lost or Missing Samples
- Laser Profiler Acceptance Adjustment
- Left in Place at Reduced Pay
- Adj. for deleted work - LS jobs only
- Material Discrepancy Payment Adjustment
- Invoice Matching Adjustment
- Pavement Joint Smoothness Incentive
- Resolution Testing Costs
- Straightedge Adjustment
- Stockpiled Materials Adjustment
- Stockpiled Materials Closure
- Stockpiled Materials Initial Payment
- Substandard Item
- Thickness Adjustment

COMPONENTS OF CONTRACT PLANS SET

- ROADWAY PLANS
- STRUCTURES PLANS

A DETAILED INDEX APPEARS ON THE KEY SHEET OF EACH COMPONENT

INDEX OF ROADWAY PLANS

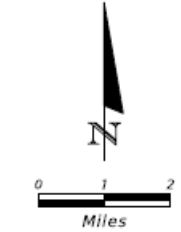
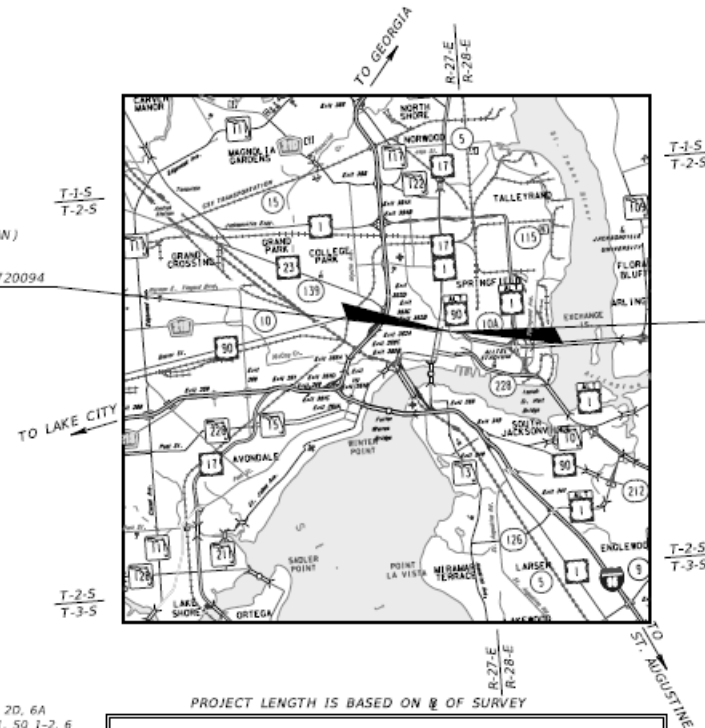
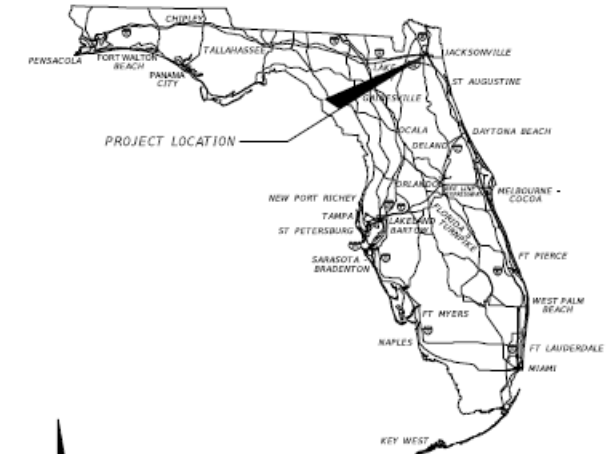
SHEET NO.	SHEET DESCRIPTION
1	KEY SHEET
2	SIGNATURE SHEET
2A	SIGNATURE SHEET
2B	SIGNATURE SHEET
2C	SIGNATURE SHEET
2D	SIGNATURE SHEET
2E	SIGNATURE SHEET
2F	SIGNATURE SHEET
3 - 4	SUMMARY OF PAY ITEMS
5 - 6A	TYPICAL SECTIONS
SQ 1 - SQ 4	SUMMARY OF QUANTITIES
7	PROJ. NOTES, CONTROL PTS & SUM OF DR STR
8	ROADWAY PLAN
9	ROADWAY PROFILE
10	CROSS SECTIONS
11	EROSION AND SEDIMENT CONTROL PLAN
12	TRAFFIC CONTROL PLAN
13	TRAFFIC CONTROL PLAN (RAMP CLOSURE)
14	TRAFFIC CONTROL PLAN (DETOUR PLAN)
15	TRAFFIC CONTROL PLAN (PEDESTRIAN DETOUR PLAN)
16	SIGNING AND PAVEMENT MARKING PLAN
17	END PROJECT
18	END BRIDGE #720094
19	M.P. 15.569

INDEX OF REVISED INDEX DRAWINGS
 PROJECT NO. 600 SHEET NO. 1 to 12 of 12

STATE OF FLORIDA
 DEPARTMENT OF TRANSPORTATION
AS-BUILT PLANS FOR
CONTRACT PLANS

FINANCIAL PROJECT ID 430417-1-52-01

DUVAL COUNTY (72040)
 STATE ROAD NO. SR10A



ROADWAY SHOP DRAWINGS TO BE SUBMITTED TO:
 NATHANIEL R WILLBUR
 INFRASTRUCTURE ENGINEERS, INC.
 2511 ST. JOHNS BLUFF SOUTH, SUITE 103
 JACKSONVILLE, FL 32246

PLANS PREPARED BY:
 INFRASTRUCTURE ENGINEERS, INC.
 2511 ST. JOHNS BLUFF SOUTH, SUITE 103
 JACKSONVILLE, FL 32246
 PHONE (407) 957-1660
 FAX: (407) 957-8744
 FL CERT. NO. 6876
 VENDOR NO. 593221706001
 CONTRACT NO. C-9856

NOTE: THE SCALE OF THESE PLANS MAY HAVE CHANGED DUE TO REPRODUCTION.

NAME OF CONTRACTOR: Brothers' Construction Inc.
 NAME OF CONSULTANTS INVOLVED: None
 DISTRICT 2 SECRETARY: Greg Evans, P.E.
 RESIDENT ENGINEER: Scott Lent, P.E.
 PROJECT OVERSITE: Robert Gurganious
 DATE WORK STARTED: 09/21/2015
 DATE WORK FINAL ACCEPTANCE OR COMPLETED: 09/16/2016

GOVERNING STANDARDS AND SPECIFICATIONS:
 Florida Department of Transportation, 2015 Design Standards and revised Index Drawings as appended herein, and July 2015 Standard Specifications for Road and Bridge Construction, as amended by Contract Documents.
 For Design Standards click on the "Design Standards" link at the following web site:
<http://www.dot.state.fl.us/rddesign/>
 For the Standard Specifications for Road and Bridge Construction click on the "Specifications" link at the following web site:
<http://www.dot.state.fl.us/specificationsoffice/>

REVISIONS:

NO.	DATE	DESCRIPTION
1	10/22/15	ADDED SHEET NO. 2A AND REVISED STRUCTURES KEY SHEET
2	12/22/15	ADDED SHEET NO. 2B REVISED SHEETS 7, 8 AND 9 AND REVISED STRUCTURES KEY SHEET
3	2/15/15	ADDED SHEET NO. 2C REVISED SHEETS 1, SQ 2, 6, 8-11 AND STRUCTURES KEY SHEET
4	4/4/16	ADDED SHEET NO. 2D, 6A REVISED SHEETS 1, SQ 1-2, 6 AND STRUCTURES KEY SHEET
5	8/15/16	ADDED SHEET NO. 2E AND 14A REVISED SHEETS 1, 5, 6, 6A, 50-1, 50-2, 50-3, 50-4 8-12, 14, 17 REVISED STRUCTURE SHEETS B-01, B01-01, B1-15, B1-30, B1-33 - B1-36, B1-39, B1-37, AND B1-40
6	9/15/16	ADDED SHEET NO. 2F REVISED SHEET 1 REVISED STRUCTURE SHEETS B-01, B1-33, B1-34, B1-35, AND B1-37

PROJECT LENGTH IS BASED ON 1/4 OF SURVEY

LENGTH OF PROJECT		
	LINEAR FEET	MILES
ROADWAY	0.00	0.000
BRIDGES	26.40	0.005
NET LENGTH OF PROJECT	26.40	0.005
EXCEPTIONS	0.00	0.00
GROSS LENGTH OF PROJECT	26.40	0.005

FDOT PROJECT MANAGER: ERIC SHIMER, P.E.

KEY SHEET REVISIONS	
DATE	DESCRIPTION
10/22/15	ADDED SHEET NO. 2A
12/22/15	ADDED SHEET NO. 2B
2/15/16	ADDED SHEET NO. 2C
	UPDATE FAC RULE
4/4/16	ADDED SHEET NO. 2D AND SHEET 6A
8/15/16	ADDED SHEET NO. 2E AND 14A
9/15/16	ADDED SHEET NO. 2F

ROADWAY PLANS
 ENGINEER OF RECORD: NATHANIEL R. WILLBUR, P.E.

P.E. NO.: 72236

FISCAL YEAR	SHEET NO.
16	1

AS-BUILT PLANS

NOTICE: THE OFFICIAL RECORD OF THIS SHEET IS THE ELECTRONIC FILE STORED AND SEALED UNDER RULE 61G15-23.004, F.A.C.

AS-BUILT PLAN MARKUPS

Completed as pay items are completed (preferably monthly).

Any changes are:

- Redlined or
- If Engineer of Record has revised sheets, the original will be VOIDED and the correct sheet placed behind it, except for a revised Key Sheet will be placed in front of the voided sheet.

VOID

Marking convention:

- Resident Office: **red**
- Resident Office Quality Assurance: **orange (if used)**
- District Final Estimate Initial Reviewer (QC): **blue**
- District Final Estimate Final Reviewer (PAR): **green**

AS-BUILT PLANS

KEY SHEET

COMPONENTS OF CONTRACT PLANS SET

ROADWAY PLANS
SIGNING AND PAVEMENT MARKING PLANS
SIGNALIZATION PLANS

A DETAILED INDEX APPEARS ON THE
KEY SHEET OF EACH COMPONENT

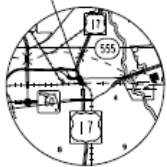
INDEX OF ROADWAY PLANS

SHEET NO.	SHEET DESCRIPTION
1	KEY SHEET
2-3	SIGNATURE SHEET
4	SUMMARY OF PAY ITEMS
5	TYPICAL SECTION
6	TYPICAL SECTION DETAILS
50-1 - 50-47	SUMMARY OF QUANTITIES
7 - 8	SUMMARY OF DRAINAGE STRUCTURES
9	OPTIONAL MATERIALS TABULATION
10 - 11	BENCHMARKS
12 - 13	REFERENCE POINTS
14	PROJECT NOTES
15 - 40	ROADWAY PLAN
41 - 42	DRAINAGE STRUCTURES
43 - 44	DRAINAGE DETAILS
45 - 47	DRIVEWAY CROSS SECTIONS
48 - 50	STORMWATER POLLUTION PREVENTION PLAN
51 - 65	TEMPORARY TRAFFIC CONTROL PLAN
66 - 67	SUMMARY OF VERIFIED UTILITIES
68 - 71	POTENTIAL CONTAMINATION SITES

LIST OF REVISED INDEX DRAWINGS

INDEX NO.	SHEET NO.
600	1-12 OF 12
619	1-2 OF 2
11200	3 OF 3
11860	4 OF 8
17302	1 OF 1
17346	1-2 AND 13-14
17347	1-5 OF 5
17727	2 OF 2
17841	1 OF 1

RAILROAD CROSSING NO. 624492-H
(SR 35/SR 555)
CSX TRANSPORTATION, INC.
RRMP SV 851.17
STA. 666+40.00 @ SURVEY SR 35/ SR 555



COMPONENT INDEX

JACK AND BORE AS-BUILT DRAWINGS
SIGN SHOP DRAWINGS

EDMS DOC # _____
EDMS DOC # _____

GOVERNING STANDARDS AND SPECIFICATIONS:

Florida Department of Transportation, 2015 Design Standards and revised Index Drawings as appended herein, and July 2015 Standard Specifications for Road and Bridge Construction, as amended by Contract Documents.

For Design Standards click on the "Design Standards" link at the following web site:
<http://www.dot.state.fl.us/rddesign/>

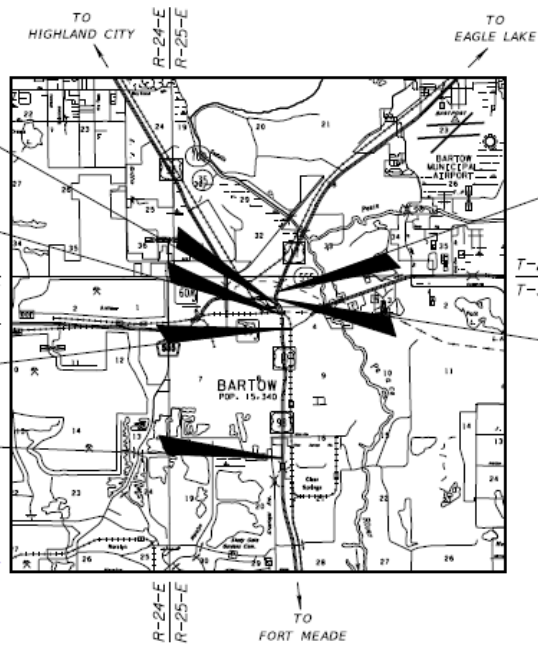
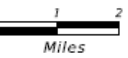
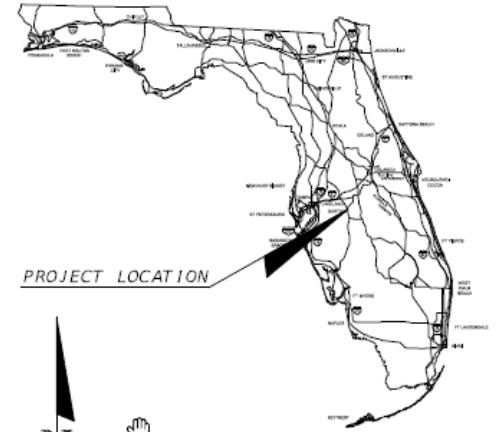
For the Standard Specifications for Road and Bridge Construction click on the "Specifications" link at the following web site:
<http://www.dot.state.fl.us/specificationsoffice/>

STATE OF FLORIDA DEPARTMENT OF TRANSPORTATION

FINAL AS-BUILT PLANS ~~CONTRACT PLANS~~

FINANCIAL PROJECT ID 431278-1-52-01
(FEDERAL FUNDS)
POLK COUNTY (16030 AND 16030-301)
STATE ROAD NO. 35/555

CONSTRUCTION CONTRACT NO. T1623



END EXCEPTION
STA. 668+44.33
MP 0.323

BEGIN EXCEPTION
STA. 666+02.69
MP 0.269

T-29-S
T-30-S

STA. 651+81.09
MP 17.918 END (16030000)
MP 0.000 BEGIN (16030301)

BEGIN PROJECT (16030000)
STA. 548+37.23
MP 15.959

END PROJECT (16030000)
STA. 684+38.74
MP 18.532

T-29-S
T-30-S

STA. 678+63.33 =
STA. 98+16.05
MP 0.508 END (16030301)
MP 18.423 BEGIN (16030000)

ROADWAY SHOP DRAWINGS
TO BE SUBMITTED TO:
ANDRA G. DIGGS II, P.E.
FLORIDA DEPARTMENT OF TRANSPORTATION
DISTRICT ONE OFFICE
801 N. BROADWAY AVENUE
BARTOW, FL 33830-3809

PLANS PREPARED BY:
FLORIDA DEPARTMENT OF TRANSPORTATION
DISTRICT ONE OFFICE
801 N. BROADWAY AVENUE
BARTOW, FL 33830-3809
(863) 519-2300

NOTE: THE SCALE OF THESE PLANS MAY HAVE
CHANGED DUE TO REPRODUCTION.

NAME OF PRIME CONTRACTOR: _____
NAME OF PRIME CONSULTANT: _____
DISTRICT SECRETARY: _____
RESIDENT ENGINEER: _____
FDOT PROJECT MANAGER: _____
PROJECT ADMINISTRATOR: _____
DATE WORK STARTED: _____
DATE WORK FINAL ACCEPTED: _____

ROADWAY PLANS
ENGINEER OF RECORD: MELISSA M. GRIMES, P.E.

P.E. NO.: 72156

LENGTH OF PROJECT		
	LINEAR FEET	MILES
ROADWAY	13,433.36	2.544
BRIDGES	0.000	0.000
NET LENGTH OF PROJECT	13,433.36	2.544
EXCEPTIONS	168.15	0.032
GROSS LENGTH OF PROJECT	13,601.51	2.576

KEY SHEET REVISIONS	
DATE	DESCRIPTION

FDOT PROJECT MANAGER: M. WAYNE SHELTON

FISCAL YEAR	SHEET NO.
16	1

NOTICE: THE OFFICIAL RECORD OF THIS SHEET IS THE ELECTRONIC FILE SIGNED AND SEALED UNDER RULE 61G15-23.003, F.A.C.

AS-BUILT PLANS

- Contractor's plans have a specific placeholder in EDMS. No need to insert in the Final As-built Plans.

DOCUMENT GROUP	DOCUMENT TYPE
CONST21 AS-BUILT PLANS	CONST198 All Plan Sets
	CONST174 Architectural Plans
	CONST186 ITS Plans
	CONST175 Landscaping Plans
	CONST176 Lighting Plans
	CONST177 Miscellaneous Plans <i>As-Built Plans from Contractor</i>
	CONST178 Permanent Traffic Monitor Site Plans
	CONST179 Roadway Plans <i>Asphalt Roadway - As Built Pavement Data (Form 700-050-12)</i>
	CONST185 Shop Drawings
	CONST180 Signalization Plans
	CONST181 Signing and Pavement Marking Plans
	CONST182 Structures
	CONST202 Toll Facility Plans
CONST183 Utility Plans	

KEY SHEET - CONTRACTOR'S PLANS & SHOP DRAWINGS


- Reference the EDMS number on the Key Sheet instead.

AS-BUILT PLANS

SIGNATURE SHEET - ENGINEER(S) OF RECORD

THIS DOCUMENT HAS BEEN DIGITALLY SIGNED & SEALED BY:

Digitally signed by Patrick W Hatton
Date: 2016.10.05 08:37:02 -04'00'



Patrick W Hatton

PRINTED COPIES OF THIS DOCUMENT ARE NOT CONSIDERED SIGNED & SEALED. THE SIGNATURE MUST BE VERIFIED ON THE ELECTRONIC DOCUMENTS.

SRD, INC.
3812 COCONUT PALM DR., STE. 100
TAMPA, FL 33619
CERTIFICATION OF AUTHORIZATION: 00008828
PATRICK W, HATTON, P.E. NO. 72302

THE ABOVE NAMED PROFESSIONAL ENGINEER SHALL BE RESPONSIBLE FOR THE FOLLOWING SHEETS IN ACCORDANCE WITH RULE 61G15-23.004, F.A.C.

ROADWAY PLANS:

SHEET NO.	SHEET DESCRIPTION
1	KEY SHEET
2	SIGNATURE SHEET
3 - 5	SUMMARY OF P&I ITEMS
6 - 10	DRAINAGE MAP
11 - 12	TYPICAL SECTIONS
13 - 19	TYPICAL SECTION DETAILS
50-1 - 50-34	SUMMARY OF QUANTITIES
10	SUMMARY OF DRAINAGE STRUCTURES
19 - 20	OPTIONAL MATERIALS TABULATION
21	PROJECT NOTES
22 - 24	REFERENCE POINTS
25 - 27	ROADWAY PLANS
40 - 50	INTERSECTION DETAIL
51 - 55	DRAINAGE STRUCTURES
56 - 57	SPECIAL DETAILS
58 - 116	CROSS SECTIONS
117 - 162	DRIVEWAY HALF SECTION
143 - 145	STORM WATER POLLUTION PREVENTION PLAN
146	TRAFFIC CONTROL GENERAL NOTES
147 - 149	TEMPORARY TRAFFIC CONTROL PLAN
150	SUMMARY OF VERIFIED UTILITIES
151 - 173	UTILITY ADJUSTMENT SHEETS

REVISIONS				SRD, Inc. 3812 Coconut Palm Dr., Ste. 100 Tampa, FL 33619 Phone No (813) 621-2159 Certificate No. 00008828 Patrick Wayne Hatton, P.E.	STATE OF FLORIDA DEPARTMENT OF TRANSPORTATION			SIGNATURE SHEET	SHEET NO. 2
DATE	DESCRIPTION	DATE	DESCRIPTION		ROAD NO.	COUNTY	FINANCIAL PROJECT ID		
				574	HILLSBOROUGH	434736-452-01			

- When original plans are extracted to create the Final As-Built Plans, the EOR digital signature will disappear.
- This is acceptable.

AS-BUILT PLANS

SIGNATURE SHEETS - RESIDENT ENGINEER

Ashley W Anderson
Digitally signed by Ashley W Anderson
Date: 2019.10.07 09:38:21 -04'00'

STATE OF FLORIDA, PROFESSIONAL ENGINEER, LICENSE NO. 123456

THIS ITEM HAS BEEN DIGITALLY SIGNED AND SEALED BY Ashley Anderson, PE ON THE DATE INDICATED HERE

PRINTED COPIES OF THIS DOCUMENT ARE NOT CONSIDERED SIGNED AND SEALED AND THE SIGNATURE MUST BE VERIFIED ON ANY ELECTRONIC COPIES.

FLORIDA DEPARTMENT OF TRANSPORTATION
805 SUWANNEE STREET
TALLAHASSEE, FL 32303
ASHLEY ANDERSON, P. E. NO. 99999

This project was constructed in substantial compliance with these plans as provided by the Engineer of Record. These plans reflect "as-built" conditions and no changes were made to the plan sheets.

Digital Signature

Signature Appearance
(including Engineer Name and Address)

Statement of Disclaimer

List of Responsible Sheets

Reviewer Information

Ashley W Anderson
Digitally signed by Ashley W Anderson
Date: 2020.02.12 12:36:26 -05'00'

STATE OF FLORIDA, PROFESSIONAL ENGINEER, LICENSE NO. 99999

THIS ITEM HAS BEEN DIGITALLY SIGNED AND SEALED BY Ashley Anderson, PE ON THE DATE INDICATED HERE

PRINTED COPIES OF THE DOCUMENT ARE NOT CONSIDERED SIGNED AND SEALED AND THE SIGNATURE MUST BE VERIFIED ON ANY ELECTRONIC COPIES.

ROADWAY ENGINEERS, INC.
123 MAIN STREET
TALLAHASSEE, FL 32303
ASHLEY ANDERSON, P. E. NO. 99999

The above named professional engineer shall be responsible for the following changes, indicated in redline revision, in accordance with Rule 61G15-23.004, F.A.C. This project was constructed in substantial compliance with these plans as provided by the Engineer of Record.

ROADWAY PLANS

SHEET NO.	DESCRIPTION OF CHANGE
1	PROJECT DETAILS
4-6	BASE THICKNESS CHANGED
SQ1-25	ADDED FINAL QUANTITIES
34	AS-BUILT OPTIONAL MATERIALS INDICATED
66	SIDEWALK REALIGNMENT

SIGNING & PAVEMENT MARKING PLANS

S2-S4	ADDED FINAL QUANTITIES
-------	------------------------

NO CHANGES

WITH CHANGES

Date	Name	Position (Title)	Review Type, If Applicable
RESIDENT OFFICE			
10/25/2017	Jane Doe	30% Review	QA
10/18/2018	John Doe	80% Review	QA
10/31/2019	Joe Smith	90% Review	QA
	Jimmy Smith	Inspector	
	Jill Brown	Contract Support Specialist	
	Ashley Anderson	Senior Project Engineer	
DISTRICT OFFICE			
11/08/2018	Peter Piper	IA Review (Jill Brown)	
11/08/2019	Peter Piper	80% Review	QC OTHER

REVISIONS				ROADWAY ENGINEERS, INC. 123 MAIN STREET TALLAHASSEE, FL 32303	STATE OF FLORIDA DEPARTMENT OF TRANSPORTATION			FINAL "AS-BUILT" SIGNATURE SHEET	SHEET NO. 2A
DATE	DESCRIPTION	DATE	DESCRIPTION		ROAD NO.	COUNTY	FINANCIAL PROJECT ID		
				999	LEON	123456-1-52-01			

AS-BUILT PLANS

DISCLAIMER STATEMENTS

Resident Office applies a disclaimer when the plans are completed:

- No changes

If **Final As-Built Plan** sets have no changes, the RE shall digitally sign and seal the **Final As-Built Signature Sheet(s)** with a disclaimer that states:

"This project was constructed in substantial compliance with these plans as provided by the Engineer of Record. These plans reflect "as-built" conditions and no changes were made to the plan sheets."

- If changes have been done

Disclaimer to use when changes have been made:

"The above named professional engineer shall be responsible for the following changes, indicated in redline revision, in accordance with Rule 61G15-23.004, F.A.C. This project was constructed in substantial compliance with these plans as provided by the Engineer of Record."

AS-BUILT PLANS

SUMMARY OF QUANTITY SHEETS

- Effective July 2014, no Computation Books
- Plan Summary Boxes for each pay item
- Table where both original and final quantities are documented in the Plans
- Check marks are used when quantity does not change

SUMMARY OF EARTHWORK					
PAY ITEM NO.	PAY ITEM DESCRIPTION	CY		DESIGN NOTES	CONSTRUCTION REMARKS
		P	F		
0120 1	REGULAR EXCAVATION				
	SR 600	1668.00			
	TOTAL:	1668.00	1830.00		See EDMS # 1165422, pages 8 and 18. See plan sheet 27A for details on SQ-6A, Plan Quantity Analysis.
0120 5	CHANNEL EXCAVATION				
	LAKE PARKER DRAINAGE	507.00	864.00		
	SADDLE CREEK	1080.00	969.00		
	TOTAL:	1587.00	1833.00		EDMS # 1169176 for Lake Parker Drainage, and EDMS # 1169178 for Saddle Creek.
0120 6	EMBANKMENT				
	SR 600	3178.00	✓		
	STA. 1231+99.10 to STA. 1232+48.38 (RT./LT.) BOX CULVERT	3364.00			
	STA. 1233+01.38 to STA. 1233+42.44 (RT./LT.) BOX CULVERT	2699.00			
	TOTAL:	9241.00	9381.00		See EDMS # 1165422, pages 8 and 18. See plan sheets 27A and 27B for details on SQ-6B, Plan Quantity Analysis.

WHAT IF.....

If no changes are made to the Designer's plans, BUT red check marks are included on the Summary of Quantity sheets to show the Designer's quantities were installed.....

Do these markups to the plans require the disclaimer for changes?

NO

UNIT	QUANTITY		TOTAL		RE AP AS
	P	F	P	F	
(LS)	1.00	✓	1.00	✓	
LB	940.00	✓	940.00	✓	
CY	80.00	✓	80.00	✓	
TN	630.00	✓	630.00	✓	
TN	130.00	✓	130.00	✓	
CY	40.00	✓	40.00	✓	

Disclaimer to use when changes have been made:

"The above named professional engineer shall be responsible for the following changes, indicated in redline revision, in accordance with Rule 61G15-23.004, F.A.C. This project was constructed in substantial compliance with these plans as provided by the Engineer of Record."

AS-BUILT PLANS

SUMMARY OF QUANTITY SHEETS

- Effective January 2021, Design will no longer create Plan Summary Boxes
- Estimated Quantities Report details design quantities ◆
- *Form 700-050-10, Pay Item Summary and Certification* details final quantities and references all back up information

<https://scoc.fdot.gov/>

Login > Reports > Central Office (Statewide Reports) > Estimates > Pay Item Summary and Certification

STATE OF FLORIDA DEPARTMENT OF TRANSPORTATION
PAY ITEM SUMMARY AND CERTIFICATION SHEET

Contract Details

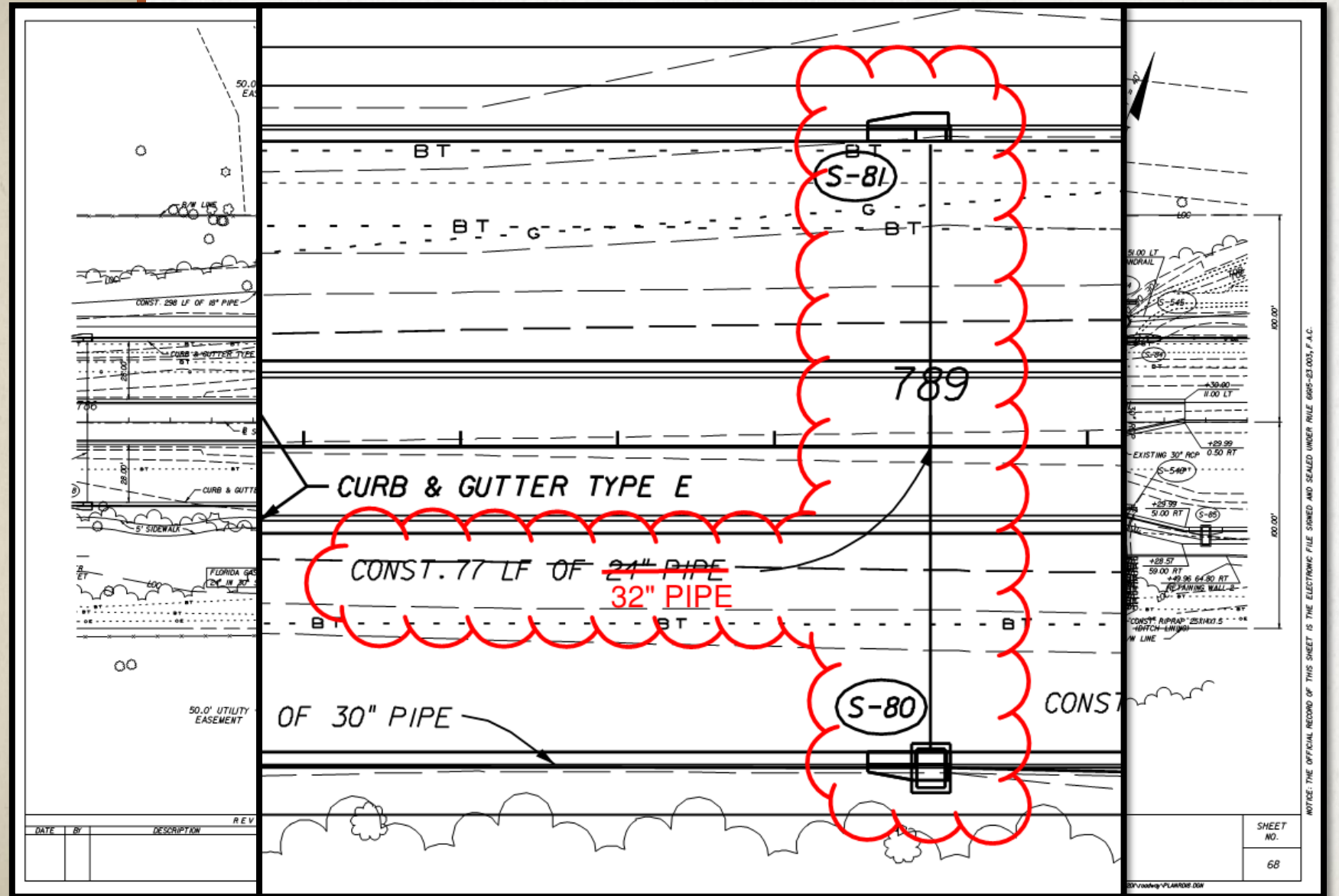
Contract: T5557

District: 05

Quantity	Unit	Item Code	SA #	Item Description	EDMS Doc /Page #	Unit Price	Item Paid Amount	Line Item Adjustment Amount	Total Item Paid Amount
<u>Related Details</u>									
Project: 24019615201		FAP: N/A	Project Work Paid: \$55,147,468.72						
1.000	LS	0101 1		MOBILIZATION ,24019615201 ,		\$5,300,000.0000	\$5,300,000.00	\$.00	\$5,300,000.00
1.000	LS	0102 1		MAINTENANCE OF TRAFFIC ,24019615201 ,		\$1,050,000.0000	\$1,050,000.00	\$.00	\$1,050,000.00
1.000	LS	0102 1	105	MAINTENANCE OF TRAFFIC		\$240,758.4700	\$240,758.47	\$.00	\$240,758.47
1.000	LS	0102 2 1		SPECIAL DETOUR 1 ,24019615201 ,		\$250,000.0000	\$250,000.00	\$.00	\$250,000.00

AS-BUILT PLANS

PLAN SHEETS



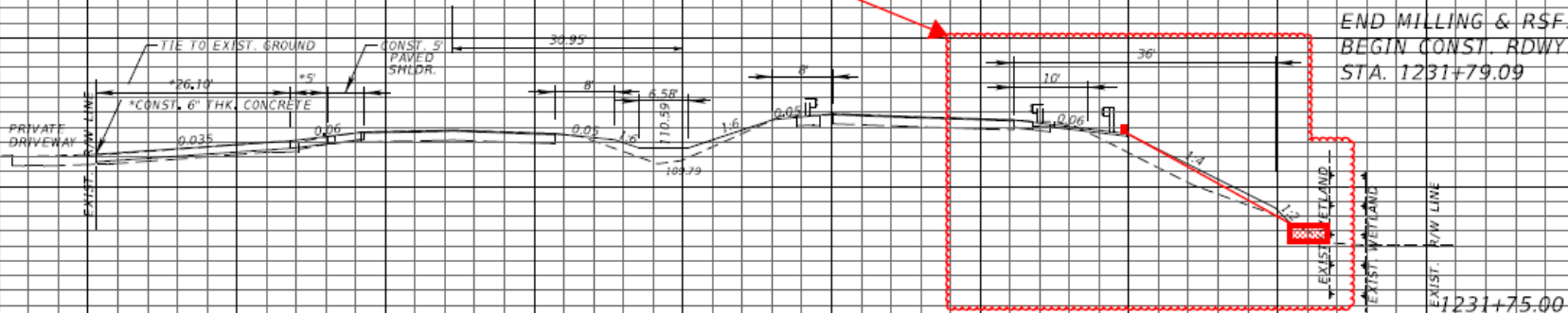
AS-BUILT PLANS CROSS SECTION SHEETS

Asphalt curb and two concrete added flumes per WC No. 04. For additional information and back up documentation regarding the changes and details, please refer to EDMS # 1165422 and sheet no. 27A.

END MILLING & RSF, LT.
BEGIN CONST. RDWY, LT.
STA. 1231+98.66

END MILLING & RSF, RT.
BEGIN CONST. RDWY, RT.
STA. 1231+79.09

118
116
114
112
110
108
106
104
102
100



8.50 7.04 37.26 31.50

SCALE:
1" = 20' HORIZONTAL
1" = 10' VERTICAL

REVISIONS

DATE	DESCRIPTION	DATE	DESCRIPTION

ENGINEER OF RECORD:
EDUARDO A. PONCE, P.E.
P.E. LICENSE NUMBER 56818
FLORIDA DEPARTMENT OF TRANSPORTATION
801 N. BROADWAY AVENUE
BARTOW, FL 33830-3809

STATE OF FLORIDA
DEPARTMENT OF TRANSPORTATION

ROAD NO.	COUNTY	FINANCIAL PROJECT ID
600	POLK	431208-1-52-01

CROSS SECTIONS

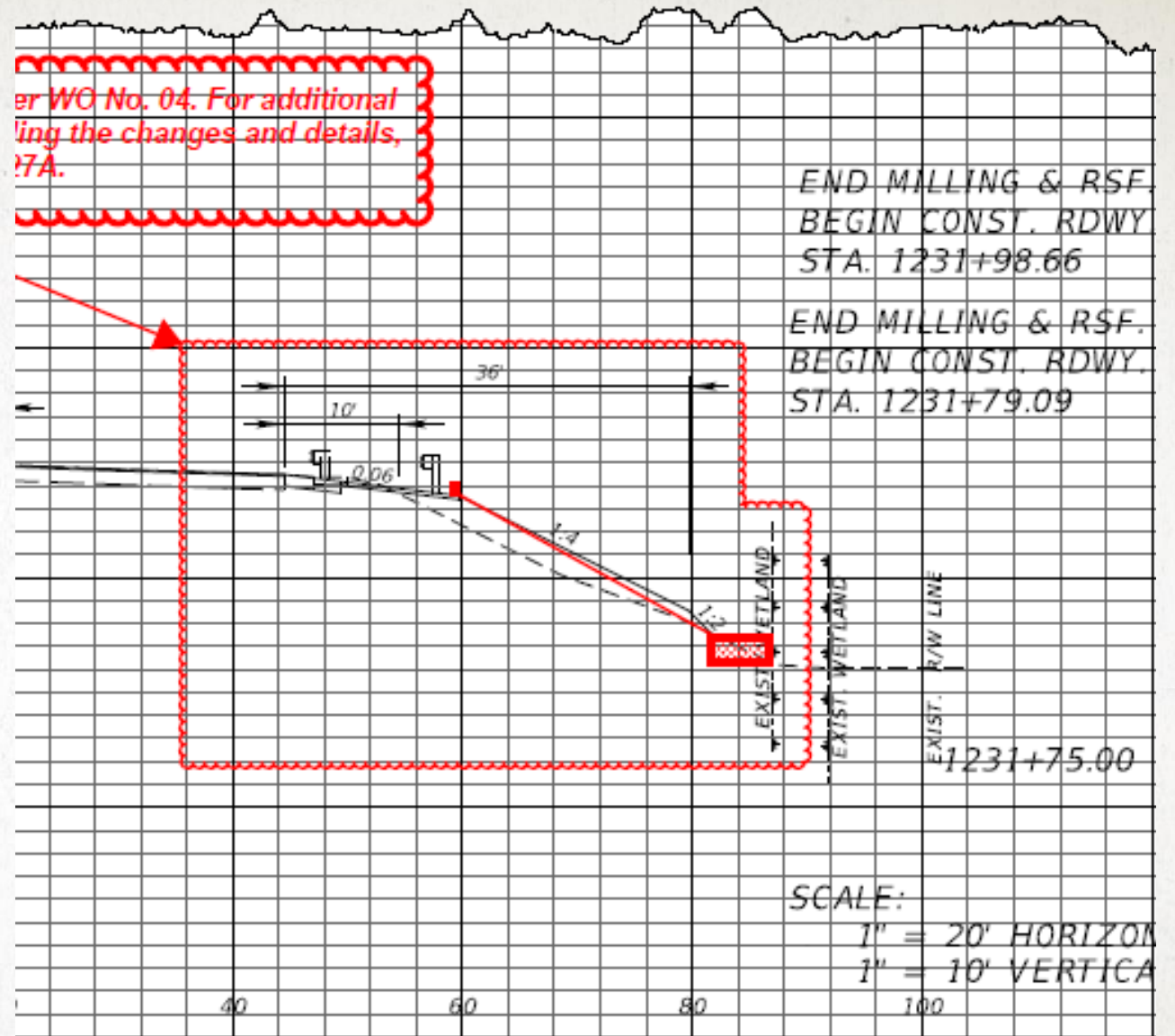
SHEET NO.

53

THE OFFICIAL RECORD OF THIS SHEET IS THE ELECTRONIC FILE DIGITALLY SIGNED

AS-BUILT PLANS

CROSS SECTION SHEETS



STATE OF FLORIDA DEPARTMENT OF TRANSPORTATION		
ROAD NO.	COUNTY	FINANCIAL PROJECT ID
600	POLK	431208-1-52-01

CROSS SE

COMPONENTS OF CONTRACT PLANS SET
ROADWAY PLANS
SIGNING AND PAVEMENT MARKING PLANS
UTILITY PLANS

STATE OF FLORIDA
DEPARTMENT OF TRANSPORTATION

FINAL CONTRACT PLANS
~~CONTRACT PLANS~~



FINANCIAL PROJECT ID 431278-1-52-01
(FEDERAL FUNDS)
POLK COUNTY (16030 AND 16030-301)
STATE ROAD NO. 35/555

A DI KEY

FINAL AS-BUILT PLANS

Strike Through in Red; Don't Cross Out

INDEX OF ROADWAY PLANS

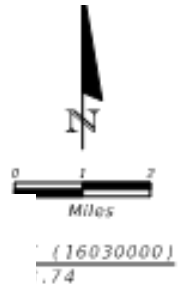
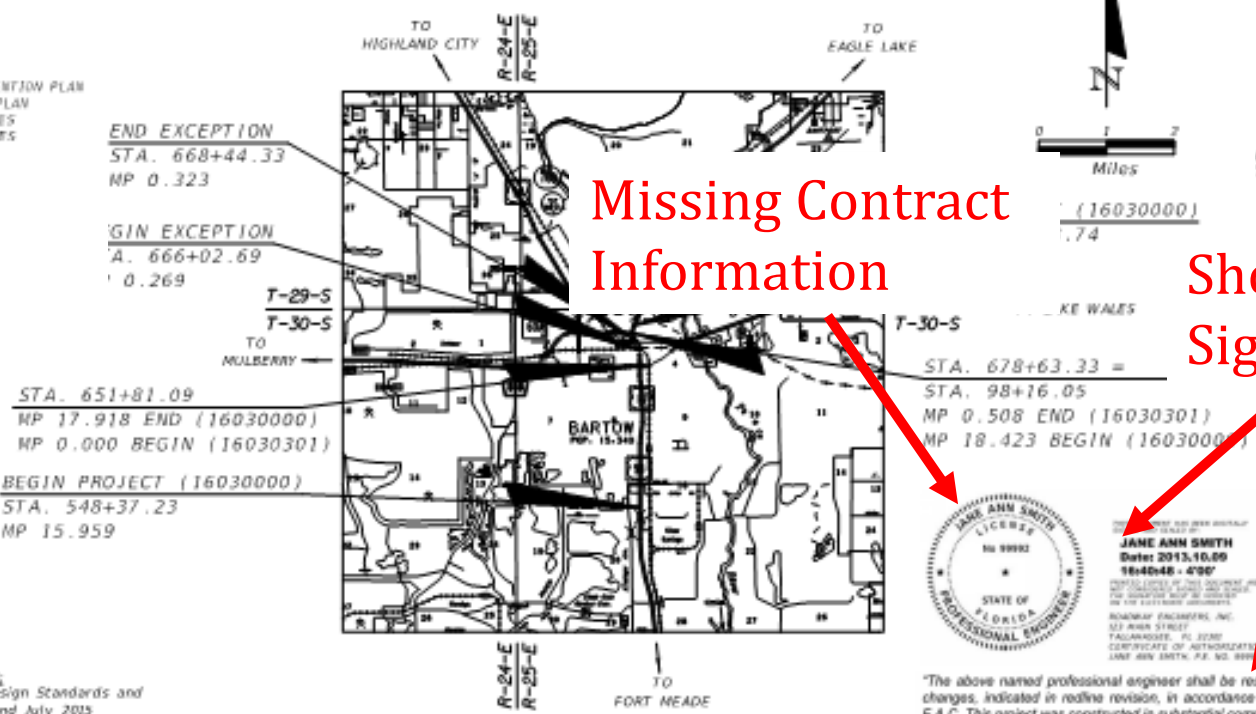
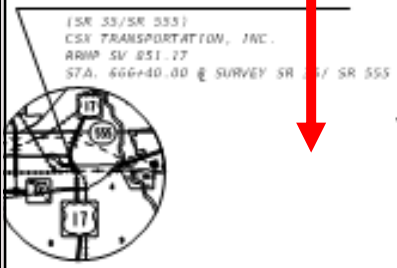
SHEET NO.	SHEET DESCRIPTION
1	KEY SHEET
2-3	SIGNATURE SHEET
4	SUMMARY OF PAY ITEMS
5	TYPICAL SECTION
6	TYPICAL SECTION DETAILS
50-1 - 50-47	SUMMARY OF QUANTITIES
7 - 8	SUMMARY OF DRAINAGE STRUCTURES
9	OPTIONAL MATERIALS TABULATION
10 - 11	BENCHMARKS
12 - 13	REFERENCE POINTS
14	PROJECT NOTES
15 - 40	ROADWAY PLAN
41 - 42	DRAINAGE STRUCTURES
43 - 44	DRAINAGE DETAILS
45 - 47	DRIVEWAY CROSS SECTIONS
48 - 50	STORMWATER POLLUTION PREVENTION PLAN
51 - 65	TEMPORARY TRAFFIC CONTROL PLAN
66 - 67	SUMMARY OF VERIFIED UTILITIES
68 - 71	POTENTIAL CONTAMINATION SITES

LIST INDEX

Missing Component Index

Missing Contract Information

Should be on Signature Sheet



ROADWAY SHOP DRAWINGS TO BE SUBMITTED TO:
ANDRA G. DIGGS II, P.E.
FLORIDA DEPARTMENT OF TRANSPORTATION
DISTRICT ONE OFFICE



JANE ANN SMITH
Date: 2013.10.09
16x40x6 - 4'00"

NOTE: THE SCALE OF THESE PLANS MAY HAVE CHANGED DUE TO REPRODUCTION.

"The above named professional engineer shall be responsible for the following changes, indicated in redline revision, in accordance with Rule 61G15-23.004, F.A.C. This project was constructed in substantial compliance with these plans as provided by the Engineer of Record."

GOVERNING STANDARDS AND SPECIFICATIONS:
Florida Department of Transportation, 2015 Design Standards and revised Index Drawings as appended herein, and July 2015 Standard Specifications for Road and Bridge Construction, as amended by Contract Documents.

For Design Standards click on the "Design Standards" link at the following web site:
<http://www.dot.state.fl.us/rddesign/>

For the Standard Specifications for Road and Bridge Construction click on the "Specifications" link at the following web site:
<http://www.dot.state.fl.us/specificationsoffice/>

LENGTH OF PROJECT		
	LINEAR FEET	MILES
ROADWAY	13,433.36	2.544
BRIDGES	0.000	0.000
NET LENGTH OF PROJECT	13,433.36	2.544
EXCEPTIONS	168.15	0.032
GROSS LENGTH OF PROJECT	13,601.51	2.576

FDOT PROJECT MANAGER: N. WAYNE SHELTON

KEY SHEET REVISIONS	
DATE	DESCRIPTION

ROADWAY PLANS
ENGINEER OF RECORD: MELISSA M. GRIBBS, P.E.

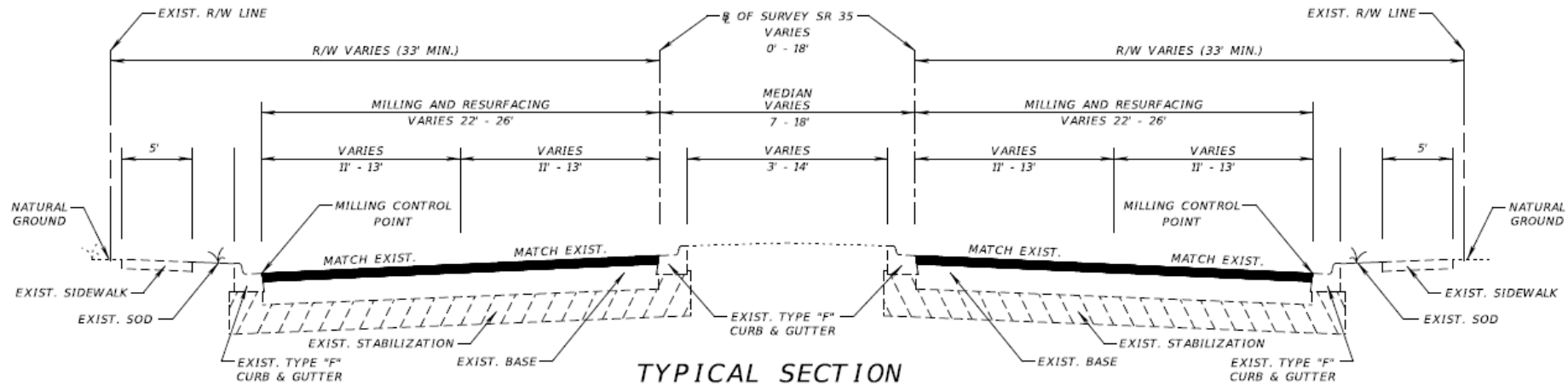
P.E. NO.: 72156

FISCAL YEAR	SHEET NO.
16	1

SPOT THE ERRORS



NOTICE: THE OFFICIAL RECORD OF THIS SHEET IS THE ELECTRONIC FILE STORED AND SEALED UNDER RULE 61G15-23.003, F.A.C.



**TYPICAL SECTION
SR 35/SR 555**

STA. 548+37.23 TO STA. 666+02.69
 STA. 668+44.33 TO STA. **684+50**

MAINLINE

MILLING RIGHT SIDE ROADWAY

MILL EXISTING ASPHALT PAVEMENT (3.00" AVG. DEPTH)
 RESURFACING RIGHT SIDE ROADWAY

TYPE SP STRUCTURAL COURSE (TRAFFIC C) (1.50")
 AND FRICTION COURSE FC-12.5 (TRAFFIC C) (1.50") (PG 76-22, PMA)

MILLING LEFT SIDE ROADWAY

MILL EXISTING ASPHALT PAVEMENT (3.50" AVG. DEPTH)
 RESURFACING LEFT SIDE ROADWAY

TYPE SP STRUCTURAL COURSE (TRAFFIC C) (2.00")
 AND FRICTION COURSE FC-12.5 (TRAFFIC C) (1.50") (PG 76-22, PMA)

**TURNLANES, CROSSOVERS, SHOULDERS,
SIDE STREETS, AND APPROACH SLABS**

MILLING

MILL EXISTING ASPHALT PAVEMENT (1.50" AVG. DEPTH)

RESURFACING

FRICTION COURSE FC-12.5 (TRAFFIC C) **(2")** 76-22, PMA)

TRAFFIC DATA

CURRENT YEAR = 2015 AADT = 14,500
 ESTIMATED OPENING YEAR = 2016 AADT = 15,000
 ESTIMATED DESIGN YEAR = 2035 AADT = 23,500
 K = 9.0% D = 55.3% T = 18.2% (24 HOUR)
 DESIGN HOUR T = 9.1%
 DESIGN SPEED = 45 MPH

- Cloud new text.
- Should be struck through, don't cover existing text.

SR 60

STA. 93+65.78 TO STA. 97+65.00 (LT.)
 STA. 92+10.58 TO STA. 97+65.00 (RT.)

MAINLINE, TURNLANES, AND RAMPS

MILLING

MILL EXISTING ASPHALT PAVEMENT (1.50" AVG. DEPTH)

RESURFACING

FRICTION COURSE FC-12.5 (TRAFFIC C) (1.50") (PG 76-22, PMA)

NOT TO SCALE

REVISIONS				ENGINEER OF RECORD: MELISSA M. GRIMES, P.E. P.E. LICENSE NUMBER 72156 FLORIDA DEPARTMENT OF TRANSPORTATION 801 N. BROADWAY AVENUE BARTOW, FL 33830-3809	STATE OF FLORIDA DEPARTMENT OF TRANSPORTATION			SHEET NO. 5
DATE	DESCRIPTION	DATE	DESCRIPTION		ROAD NO.	COUNTY	FINANCIAL PROJECT ID	
					35	POLK	431278-1-52-01	

TYPICAL SECTION

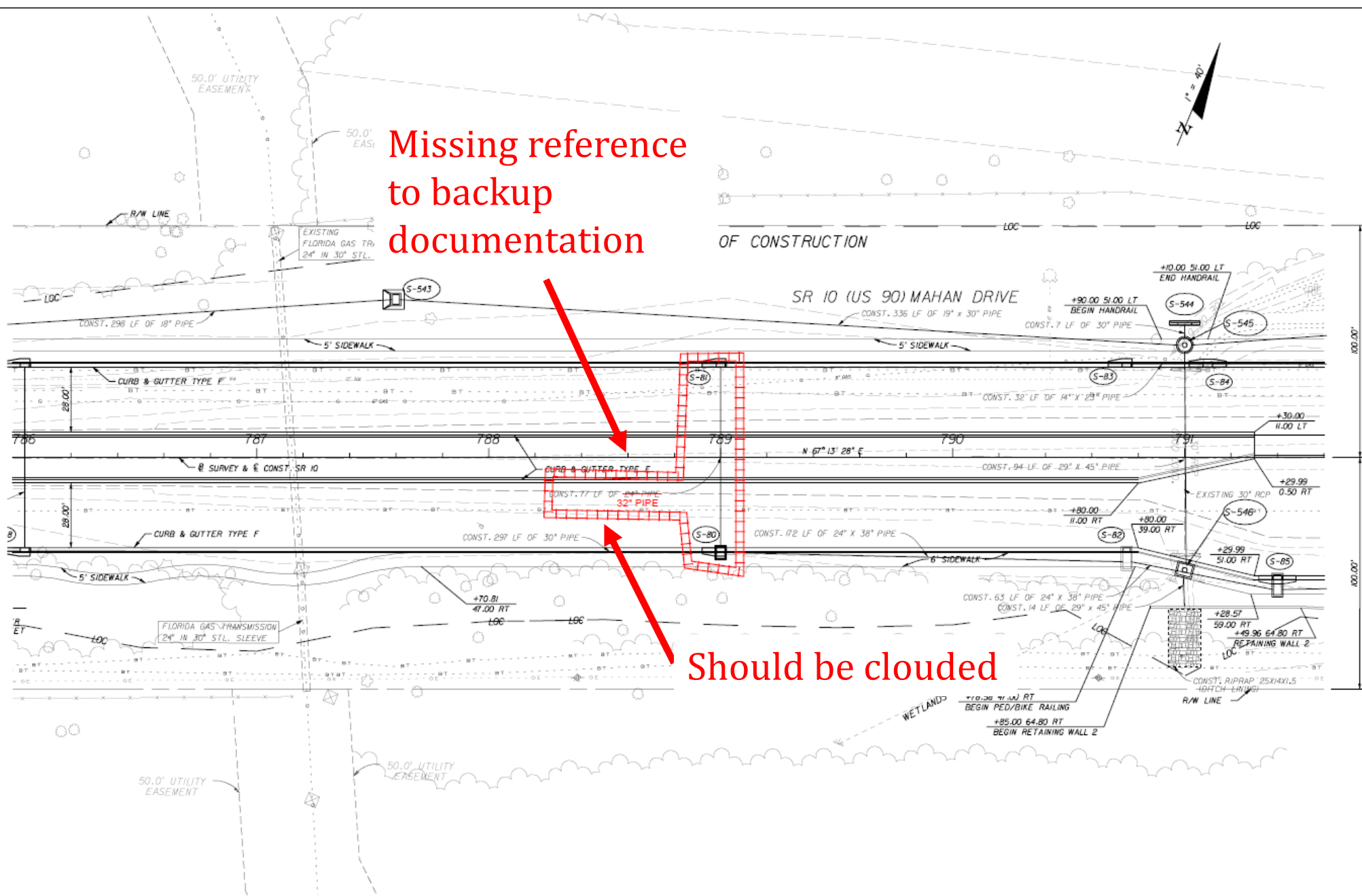


23-003, F.A.C.

DER

NOTICE: THE OFFICIAL RECORD OF THIS SHEET IS THE ELECTRONIC FILE

SPOT THE ERRORS



1

2

REVISIONS					
DATE	BY	DESCRIPTION	DATE	BY	DESCRIPTION

THE LPA GROUP INCORPORATED
 Ryan Patterson, P.E. #62964
 1320 Executive Center Dr. Suite 100
 Tallahassee, FL 32301
 Ph. (850) 205-0460 C.A. #4307

STATE OF FLORIDA DEPARTMENT OF TRANSPORTATION		
ROAD NO.	COUNTY	FINANCIAL PROJECT ID
10	LEON	219843-1-52-01

PLAN

SHEET NO.
68

NOTICE: THE OFFICIAL RECORD OF THIS SHEET IS THE ELECTRONIC FILE SIGNED AND SEALED UNDER RULE 61B5-23.003, F.A.C.

FINAL ESTIMATE PROCESS

FINAL ACCEPTANCE

- Final Acceptance = End of Construction

What's Next?

- Last Partial Payment is processed
- Prepare to generate the Final Estimate



FINAL ESTIMATE PROCESS

AUTHORITY:

STANDARD SPEC 9-8

9-8 Acceptance and Final Payment.

9-8.1 Acceptance and Final Payment Documents: Whenever the Contractor has completely performed the work provided for under the Contract and the Engineer has performed a final inspection and made final acceptance (as provided in 5-10 and 5-11), and subject to the terms of 8-11, the Engineer will prepare a final estimate showing the value of the work as soon as the Engineer makes the necessary field measurements and computations. The Engineer will correct all prior estimates and payments in the final estimate and payment. The Department will pay the estimate, less any sums that the Department may have deducted or retained under the provisions of the Contract, as soon as practicable after final acceptance of the work, along with all executed supplemental agreements received after final acceptance.

If the Contractor fails to furnish all required Contract Documents as listed in (1) through (9) below within 90 days of the Department's offer of final payment or request for refund of overpayment, the Department may suspend the Contractor's Certificate of Qualification under the provisions of Florida Administrative Code 14-22.

1. The Contractor has agreed in writing to accept the balance due or refund the overpayment, as determined by the Department, as full settlement of his account under the Contract and of all claims in connection therewith, or the Contractor, has through the use of the Qualified Acceptance Letter, accepted the balance due or refunded the overpayment, as determined by the Department, with the stipulation that his acceptance of such payment or the making of such refund does not constitute any bar, admission, or estoppel, or have any effect as to those payments in dispute with the Contractor and the Department. To receive payment based on a Qualified Acceptance Letter, define in writing the dispute or pending claim with full particular of all items of all issues in dispute, including itemized amounts claimed for all particulars of all items, and submit it as part of the Qualified Acceptance Letter. The Contractor further agrees, by submitting a Qualified Acceptance Letter that any pending or future arbitration claim or suit is limited to those particulars, including the itemized amounts, defined in the original Qualified Acceptance Letter, and that he will commence with any such arbitration claim or suit within 820 calendar days from and after the

FINAL ESTIMATE PROCESS

AUTHORITY:

STANDARD SPEC 9-8

time of final acceptance of the work and that his failure to file a formal claim within this period constitutes his full acceptance of the Engineer's final estimate and payment. The overpayment refund check from the Contractor, if required, will be considered a part of any Acceptance Letter executed.

2. The Contractor has properly maintained the project, as specified hereinbefore.

3. The Contractor has furnished a sworn affidavit to the effect that the Contractor has paid all bills and no suits are pending (other than those exceptions listed, if any) in connection with work performed under the Contract and that the Contractor has not offered or made any gift or gratuity to any person in a fiduciary or confidential nature with, any employee of the Department in the performance of the Contract. Include with the listed tort liability exceptions, if any, evidence of adequate insurance coverage as required in 7-13.

**FORM 700-050-21
(a.k.a. Form 21A)**

4. The Contractor certifies by completion of their portion of the affidavit and surety release subsequent to the Contractor's completion of his portion, to final payment to the Contractor and agrees that the making of such payment does not relieve the surety of any of its obligations under the bond.

5. The Contractor has complied with and settled all requirements pertaining to any wage-rate provisions.

6. The Contractor has submitted all required mill tests and analysis reports to the Engineer.

7. The Contractor has furnished the Construction Compliance with Specifications and Plans Certification. Provide the Engineer with a notarized final certification of compliance with the requirements of the contract to the Engineer's final estimate. Certification must be on a form provided by the Engineer.

FORM 700-020-02

8. The Contractor has submitted and the Department has accepted all as-built drawings and certified surveys.

9. The Contractor has furnished all required manufacturers' warranties to the Engineer.

FINAL ESTIMATE PROCESS

OFFER LETTER TO THE CONTRACTOR

- Must be submitted to the Contractor within **30 days** from Final Acceptance
- Sent to the Contractor (typically from Resident Office) BUT must be returned to the District Final Estimates Office

The Offer Letter includes:

- Offer Letter – ONLY 1
 - Offer of Final Payment - OR -
 - Request for Refund
- Final Estimate printout
- Acceptance Letter (to be signed by the Contractor). Acceptance Letter gives 2 options:
 - Regular Acceptance - Option of Agreeing with Offer - OR -
 - Qualified Acceptance - Option of Disagreeing with Offer
- Contractor's Affidavit & Surety Release (Form 21-A)
- Other required documents to be returned to the District Final Estimates office

- Offer Letter



What's Next?

FINAL ESTIMATE PROCESS

FINAL ESTIMATE
DOCUMENTATION
TO THE DISTRICT



POLL QUESTION

Do you think there is a deadline for submitting the Final Estimate Documentation to the District?

- No Deadline
- Submit information as items close throughout the project
- Immediately after Final Acceptance
- 30 Days after Final Acceptance
- Before the Contractor's 820 Days to make Claim are up

FINAL ESTIMATE PROCESS

FINAL ESTIMATE DOCUMENTATION TO THE DISTRICT

Resident Office Submittal to the District (WITHIN 30 DAYS of Final Acceptance) with all back up to substantiate the final payment to the Contractor.

The Final Estimates Documentation consists of:

- Offer Letter
- Final As-Built Plans
- Contract Time Documentation
- Material Certification Documents
- Overruns and Underruns
- Required documents outlined on Final Plans and Estimate Transmittal (Form 700-050-20)
 - All quantity backup (Asphalt Lot Packages, Final Measurements, Pile Driving Logs, etc.)
 - Working Drawings, As-Built Load Rating, etc.

FINAL ESTIMATE PROCESS

FINAL PLANS AND ESTIMATES TRANSMITTAL FORM 700-050-20

STATE OF FLORIDA DEPARTMENT OF TRANSPORTATION
CONSTRUCTION

FINAL PLANS AND ESTIMATES TRANSMITTAL

To: _____ Date: _____
 From: _____ E-mail: _____
 Transmittal Prepared by: _____ Phone: _____
 Financial Project ID(s): _____
 Fed. Aid Project No.: _____ Contract No. _____ County: _____
 Contractor: _____

Contingency Funds to be Unencumbered: C.P.I. = \$ _____ SA/CO # _____ = \$ _____
(List each Contingency Fund separately)
 SA/CO # _____ = \$ _____ SA/CO # _____ = \$ _____
 Overrun Funds to Be Unencumbered = \$ _____

For Resident Office Use

We are this date transmitting the Final Estimates Documentation on the above referenced contract. This submission includes the data indicated below:
 PLEASE VERIFY THAT THE DOCUMENTS/INFORMATION BELOW HAVE BEEN ENTERED INTO EDMS.

Applicable Job Correspondence	Yes <input type="checkbox"/> No <input type="checkbox"/> Part <input type="checkbox"/> N/A <input type="checkbox"/>	Offer Letter Date entered in SM	Yes <input type="checkbox"/> No <input type="checkbox"/> Part <input type="checkbox"/> N/A <input type="checkbox"/>
Time Correspondence	Yes <input type="checkbox"/> No <input type="checkbox"/> Part <input type="checkbox"/> N/A <input type="checkbox"/>	Receipt of Offer Letter entered in SM	Yes <input type="checkbox"/> No <input type="checkbox"/> Part <input type="checkbox"/> N/A <input type="checkbox"/>
Schedule of Values (D/B & LS)	Yes <input type="checkbox"/> No <input type="checkbox"/> Part <input type="checkbox"/> N/A <input type="checkbox"/>	For Projects using Form 675-030-20 (Asphalt Roadway Daily Report of Quality Control - QCRR), submit the Asphalt Roadway As-Built Pavement Data Form (700-050-12) in Excel Format to CO-FinalEstimateSection@dot.state.fl.us	
Fuel Adjustment Certifications (D/B & LS)	Yes <input type="checkbox"/> No <input type="checkbox"/> Part <input type="checkbox"/> N/A <input type="checkbox"/>	For Projects using Form 675-030-20A (QCRR - Automated Version), submit QCRR in Excel Format in EDMS AND to State Material's Office (SMO) SM-MACQCRRUpload@dot.state.fl.us	
Load Rating Calculations (Structures)	Yes <input type="checkbox"/> No <input type="checkbox"/> Part <input type="checkbox"/> N/A <input type="checkbox"/>	EDMS DOC # _____	
Asphalt LOT Submittal Packages	Yes <input type="checkbox"/> No <input type="checkbox"/> Part <input type="checkbox"/> N/A <input type="checkbox"/>	(Final) Construction Compliance w/ Plans & Specs Form 700-020-02	_____
Bituminous Certifications Form 700-050-66	Yes <input type="checkbox"/> No <input type="checkbox"/> Part <input type="checkbox"/> N/A <input type="checkbox"/>	Offer Letter	_____
MOT Certifications Form 700-050-62/67/68	Yes <input type="checkbox"/> No <input type="checkbox"/> Part <input type="checkbox"/> N/A <input type="checkbox"/>	Final CPPR Document	_____
Buy America Certifications	Yes <input type="checkbox"/> No <input type="checkbox"/> Part <input type="checkbox"/> N/A <input type="checkbox"/>	Pay Item Summary & Certification Sheet Form 700-050-10	_____
SAs & Work Orders	Yes <input type="checkbox"/> No <input type="checkbox"/> Part <input type="checkbox"/> N/A <input type="checkbox"/>	Certification as to Accuracy of Final Payment Form 700-050-38	_____
ITSFM Feature Templates and As-Built to Traffic Ops (correspondence in EDMS)	Yes <input type="checkbox"/> No <input type="checkbox"/> Part <input type="checkbox"/> N/A <input type="checkbox"/>	Overruns and Underruns (SCOC)	_____
APL Data entered in PTS	Yes <input type="checkbox"/> No <input type="checkbox"/> Part <input type="checkbox"/> N/A <input type="checkbox"/>	Earthwork Survey Waiver Form 700-050-35 (Original and Final)	_____
Shop Drawings	Yes <input type="checkbox"/> No <input type="checkbox"/> Part <input type="checkbox"/> N/A <input type="checkbox"/>	Final Acceptance of Traffic Signal Installation(s) and Transfer of Maintenance Form 700-010-22	_____
As-Built Drawings (Contractor)	Yes <input type="checkbox"/> No <input type="checkbox"/> Part <input type="checkbox"/> N/A <input type="checkbox"/>		
Final As-Built Plans (Submitted to DFEO)	Yes <input type="checkbox"/> No <input type="checkbox"/> Part <input type="checkbox"/> N/A <input type="checkbox"/>		
LFA/UWHCA Closeout Letter	Yes <input type="checkbox"/> No <input type="checkbox"/> Part <input type="checkbox"/> N/A <input type="checkbox"/>		
Final Estimates Office Record of Final Plans and Documents Form 700-050-28 Initiated in FES	Yes <input type="checkbox"/> No <input type="checkbox"/> Part <input type="checkbox"/> N/A <input type="checkbox"/>		
Final Inspection & Acceptance of Fed Aid Project Form 700-010-32 Initiated	Yes <input type="checkbox"/> No <input type="checkbox"/> Part <input type="checkbox"/> N/A <input type="checkbox"/>		
Warranty Date(s) entered in SM and CIM	Yes <input type="checkbox"/> No <input type="checkbox"/> Part <input type="checkbox"/> N/A <input type="checkbox"/>		
Final Acceptance entered in SM (if signed by District)	Yes <input type="checkbox"/> No <input type="checkbox"/> Part <input type="checkbox"/> N/A <input type="checkbox"/>		
CPPR Grade Finalized in CIM	Yes <input type="checkbox"/> No <input type="checkbox"/> Part <input type="checkbox"/> N/A <input type="checkbox"/>		
Any Pending Supplemental Agreements?	Yes <input type="checkbox"/> N/A <input type="checkbox"/>		
Any Pending/Possible Time Extensions, Claims or Arbitrations?	Yes <input type="checkbox"/> N/A <input type="checkbox"/>		

Back Up Documentation

Pipe Inspection & Video Report	Yes <input type="checkbox"/> No <input type="checkbox"/> Part <input type="checkbox"/> N/A <input type="checkbox"/>	Drilled Shaft Records	Yes <input type="checkbox"/> No <input type="checkbox"/> Part <input type="checkbox"/> N/A <input type="checkbox"/>
Pile Records	Yes <input type="checkbox"/> No <input type="checkbox"/> Part <input type="checkbox"/> N/A <input type="checkbox"/>	Core-out Reports	Yes <input type="checkbox"/> No <input type="checkbox"/> Part <input type="checkbox"/> N/A <input type="checkbox"/>
Straightedge Reports (Data Entry Forms)	Yes <input type="checkbox"/> No <input type="checkbox"/> Part <input type="checkbox"/> N/A <input type="checkbox"/>		
Composite Pay Factor Summary	_____	Striping Certification Summary	_____
Bituminous Adjustment Summary	_____	SA/VO Summary	_____
Fuel Adjustment Summary	_____	Damage Recovery/Lane Rental Summary	_____
MOT Certification Summary	_____	Penalty Summary (Lost Samples/Low Strength)	_____
Other	_____	Other	_____
Other	_____	Other	_____
Other	_____	Other	_____

For District Final Estimates Office Use

Collaboration Site Closed	Yes <input type="checkbox"/> No <input type="checkbox"/> Part <input type="checkbox"/> N/A <input type="checkbox"/>	Warranty Bonds	Yes <input type="checkbox"/> No <input type="checkbox"/> Part <input type="checkbox"/> N/A <input type="checkbox"/>
Final Estimates Office Record of Final Plans and Documents Form 700-050-28 Completed	Yes <input type="checkbox"/> No <input type="checkbox"/> Part <input type="checkbox"/> N/A <input type="checkbox"/>	Final Acceptance entered in SM (if performed by District)	Yes <input type="checkbox"/> No <input type="checkbox"/> Part <input type="checkbox"/> N/A <input type="checkbox"/>
Final As-Built Plans (Submitted to EDMS)	Yes <input type="checkbox"/> No <input type="checkbox"/> Part <input type="checkbox"/> N/A <input type="checkbox"/>	Overpayment Check	Yes <input type="checkbox"/> No <input type="checkbox"/> Part <input type="checkbox"/> N/A <input type="checkbox"/>
Are Overrun Funds Unencumbered?	Yes <input type="checkbox"/> No <input type="checkbox"/> Part <input type="checkbox"/> N/A <input type="checkbox"/>	Final Inspection & Acceptance of Fed Aid Project Form 700-010-32	_____
Are Contingency Funds Unencumbered?	Yes <input type="checkbox"/> No <input type="checkbox"/> Part <input type="checkbox"/> N/A <input type="checkbox"/>	Contractor's Acceptance Letter	_____
Court Orders	Yes <input type="checkbox"/> No <input type="checkbox"/> Part <input type="checkbox"/> N/A <input type="checkbox"/>	Contractor's Aff. and Surety Consent (21-A)	_____
Arbitration Rulings	Yes <input type="checkbox"/> No <input type="checkbox"/> Part <input type="checkbox"/> N/A <input type="checkbox"/>	Final Interest Payment Log	_____
Final Project Materials Certification Letter (PMCL) in MAC	Yes <input type="checkbox"/> No <input type="checkbox"/> Part <input type="checkbox"/> N/A <input type="checkbox"/>		

Please attach Additional Items Required by the Contract on a Separate Sheet.

FINAL ESTIMATE PROCESS

REVIEW OF THE FINAL ESTIMATE DOCUMENTATION

- All Information has been submitted to the District Final Estimate Office

What's Next?

- District will conduct a Post Audit Review (PAR) per RAM 3.7.3

Minimum requirements for PAR frequencies					
	\$100M or >	\$50M to \$100M	\$25M to \$50M	\$2M to \$25M	<\$2M
PAR	100%	50%	40%	35%	15%

- If \$\$ mistakes are discovered, the District will submit a **Notifications of Additional Findings** to the Contractor.

POLL QUESTION

What do you think the goals of a Post Audit Review are?

- Zero Dollar Change to Final Estimate ✓
- Zero Procedural Errors ✓
- Improving the Final Estimates Process ✓
- Maintaining positive outcomes ✓

FINAL ESTIMATE PROCESS

POST AUDIT REVIEW



FLORIDA DEPARTMENT OF TRANSPORTATION

RON DeSANTIS
GOVERNOR

1074 Highway 90 East
Chipley, FL 32428 - 0607

KEVIN J. THIBAUT, P.E.
SECRETARY

POST AUDIT REVIEW FOR A CERTIFIED FINAL ESTIMATES

Per the Review & Administration Manual, Topic 700-050-005; Chapter 3: If errors or omissions are listed, the Consultant / In-house will submit a formal report within FOURTEEN(14) calendar days defining what steps will be taken to eliminate these types of issues from recurring on future projects.

This report will be sent to:

Kristin Tadlock, State Final Estimates Engineer: Kristin.Tadlock@dot.state.fl.us

Ed Hudec, District Construction Engineer: Ed.Hudec@dot.state.fl.us

Robby Stone, District Final Estimate Manager: Robby.Stone@dot.state.fl.us

Lead Financial Project Id 218699-2-52-01	Contract Id E3R38	Contract Type CC
Road No./Description SR 30/BRIDGE REPAIR-REHABILITATION,49010000,		Fuel Spec Year 2013
Contractor Name <input type="checkbox"/> Joint Venture PNEUMATIC CONCRETE CO., INC.		
Resident Office Midway Operations Center	CCEI	
FDOT Resident Engineer Corbin, Gabriella	CCEI Sr. Project Engineer	
FDOT Project Administrator Munyon, Patrick	CCEI Project Administrator	
FDOT Project Manager Kerwin, Jeff		
F.E. Level II Stoutamire, William	Review Date 3/6/2019	
Reviewer Bradford, David	Day(s) in Review 1	
Final Acceptance Date 2/19/2019	Offer of Final Payment Date 3/4/2019	
Date Project Received at DFEO 3/6/2019	Days to Submit Offer Letter 13	
Certified Amount \$462,354.19	Final Amount \$462,354.19	
	OVER PAYMENT	\$0.00
	UNDER PAYMENT	\$0.00
	ABSOLUTE VALUE	\$0.00
	NET VALUE OF ALL CHANGES	\$0.00
Review Notes/Findings		
Adjustment Type	Amount	Remarks
Other - Final Estimate Documentation	\$0.00	This Project Estimate was well prepared and submitted in a timely manner.


FINAL ESTIMATE PROCESS

CONTRACT CLOSEOUT

What's Next?

- Submit the PAR report to the Resident Office.
 - 14 days to respond if errors are found on how these mistakes will be prevented in the future.
- **Pass to the Comptroller for final payment IF all claims have been settled.**
 - If not, maximum of 820 days

AND REMEMBER....



The most important thing to remember if you have questions on final estimates is...

- Read your contract
- ReAd yOuR CoNtRacT
- Pretty please read your contract
- **READ YOUR CONTRACT!**

QUESTIONS?
