



Procore & The Florida DOT

PREPARED FOR

The Florida Department of Transportation

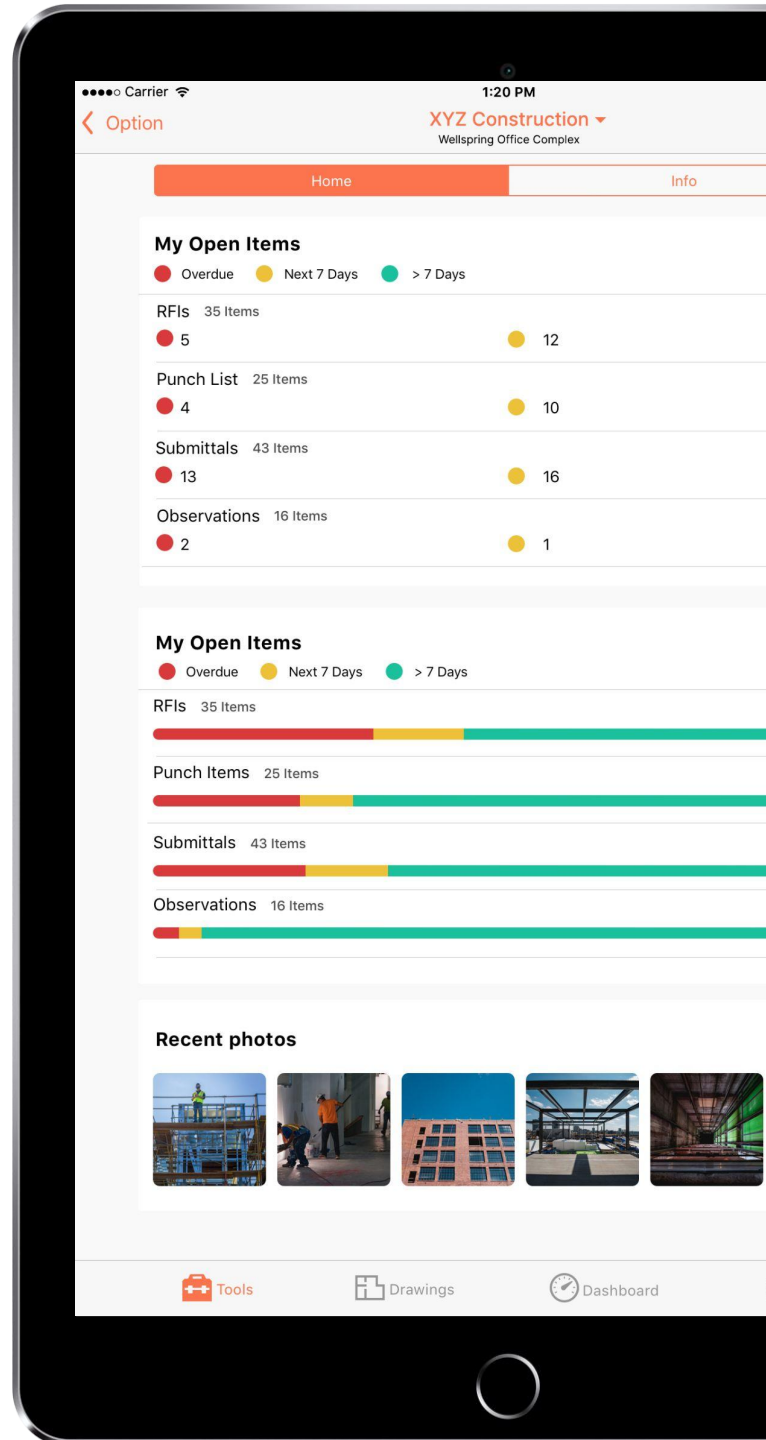
VALID UNTIL

05/31/2022

PREPARED BY

Olivia Millard
Account Executive, Public Sector
olivia.millard@procore.com

PROCORE
6309 Carpinteria Avenue
Carpinteria, CA 93013





Procure By The Numbers

The scale and capabilities to support you—at any size.

2,000+

Owner customers

350+

App Marketplace integrations

2,000+

Total employees

160+

Average # of users per customer

400+

R&D employees

5.5K+

Terabytes

Total amount of data generated by users



Why Procure

Complete Project Control

Procure makes it easy for all stakeholders to access information and communicate from the office, the field (via our [award winning mobile app](#)), or anywhere in between. Owners now have the ability to keep stakeholders accountable. GCs will want to use your system to enter data, giving you real-time insights into the health of your programs and projects. Of note, Procure is currently used by over 600 GCs in the State of Florida.

Real-Time Reporting for All Stakeholders

Understand, predict, and correct issues before they become a problem using both historic and forward-looking data (using Procure Analytics tools) to analyze performance and identify areas for improvement.

Easy-to-Implement Platform

The Florida Department of Transportation (pilot) will be fully implemented in 2 months. Procure is intuitive, easy to use, and all tools are available to you via desktop or mobile app.

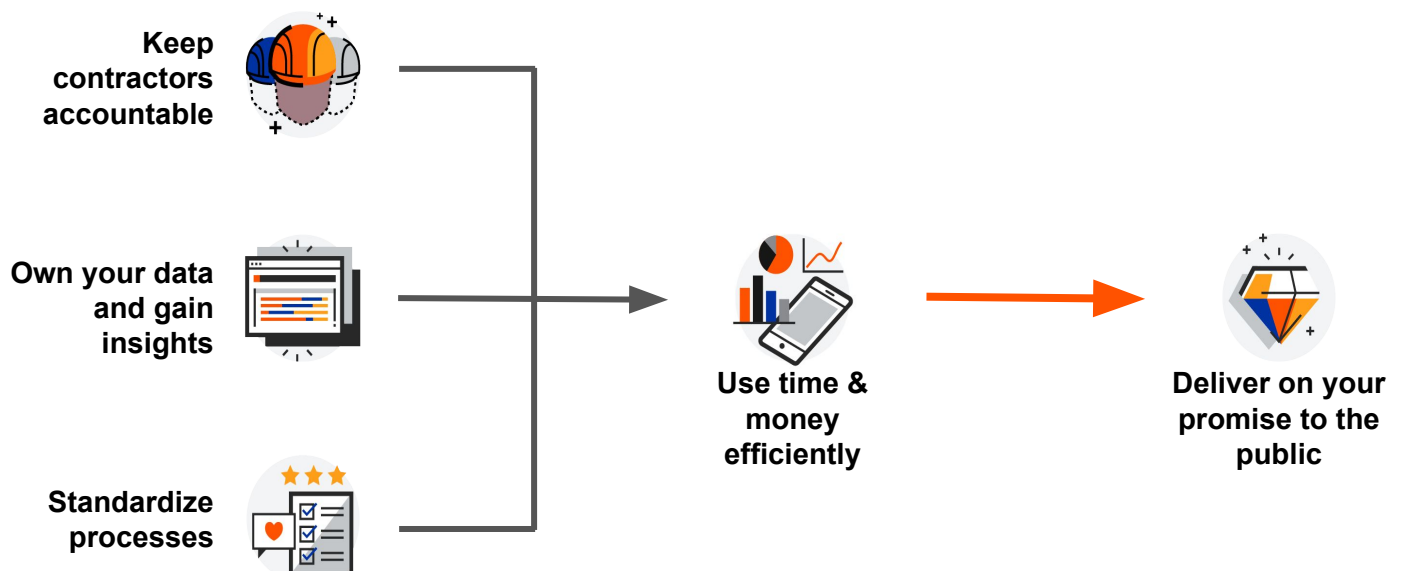
Unparalleled Support

With Procure, you never have to worry about hidden implementation or training fees. We offer free, ongoing training for all stakeholders through [Procure's Certification Center](#) and provide unparalleled, award-winning 24/7 support. Certifications are available for all personas/collaborators with your projects - Engineers, GCs, Architects, CMs, etc

Invested in the Public Sector

Procure is currently partnered with Public entities across the United States and supports clients focused on horizontal construction such as Jacksonville Transportation Authority, Alabama Department of Transportation, South Dakota Department of Transportation, Washington Metro Area Transit, St. Joseph County Transit Authority, Utah Transit Authority, Nashville International Airport, Clark County Department of Aviation, Des Moines International Airport, Kansas City Airport, Delta Airlines (LAX) and NASA (Huntsville).

Together we will achieve your strategic goals:



Procore for Infrastructure.

When you connect everyone on one platform, it's easy to take control of your infrastructure projects—with real-time visibility into each project across your programs. Finish projects on-time and on-budget with Procore's mobile, intuitive, and integrated platform.

Predict and Improve.

Understand, predict, and correct issues before they become a problem. Analyze performance of historical projects, identify areas for improvement, and create more accurate cost assessments.

Accelerate Organizational Efficiency.

Save time capturing, distributing, and sharing documents. Ensure your team always has access to the latest document version with unlimited storage and revision management features.

Streamline Communication.

Consolidate and connect the entire scope of organizational processes from project inception through closeout. Minimize risk and speed up project communication with everything in one place.

Manage Financial Complexities.

Provide funding source visibility and accountability to project stakeholders with the ability to track, report, and view allocations from multiple funding sources across projects and programs.

“Day one, our inspectors were able save at least an hour each day. Between utilizing the Daily Log and Timecards tools on their mobile Procore app, our inspectors were able to spend multiple more hours a week on the job sites, exactly where we need them to be.”

Charlie Miller, STSC
Superintendent of Construction
Frederick County Sanitation Authority



Procore is the highest ranked construction management software on G2 Crowd.



4.6 stars | 15.9K Ratings
Procore outranks eBuilder & Kahua on mobile.



Procore beats the competition with the best usability on G2 Crowd.

Work the way you want to and save time.

What if all members of your project team filled out correct form fields every time? Procore's configurable fieldsets and custom fields simplifying data entry while increasing accuracy and efficiency.



Control Your Data

Have a single source of truth for all of your data. Create custom fields to track nonstandard project items, allowing you to capture consistent data across projects and improve data integrity.



Key Stakeholder Reporting

Establish new data points to gain greater visibility into project performance - all custom fields are available in custom reporting.



Standardize Workflows

Make forms faster to complete by removing fields, reducing the burden on field teams to input unnecessary data.



Find Information When You Need It

It's easier than ever to find information. Search across the entire project for custom field values—be they numbers or text—and be taken to the item directly.

Your data, the way you want it.

"Procore has been our most instrumental tool for managing the construction phase of our projects. It provides a common, easy-to-use site for virtually every project-related process. Procore is our platform for documenting all of the requirements outlined in our bid specifications. We have been using Procore for several years and will continue to do so."

Phil Matton

Argonne National Lab (Largest National Lab in Midwest)

Track organization-critical information.

"Procore has saved the District both time and money with the capability to respond and distribute electronically in lieu of hand writing/marketing RFIs and submittals. What used to take several hours to process 4-6 copies of just one submittal, depending on the size of the submittal, now only takes minutes with a click of a couple buttons. Additionally, we would email or fax RFI responses and make copies for inspectors. With the click of a button, the RFIs are distributed electronically to everyone who needs a copy. Procore has also significantly diminished the use of paper in the office, freeing up a lot of space in file cabinets and archives."

Rhonda Barkley

Rancho Water District

Easy access to data on all your projects.

"With Procore, we've digitized most of our business processes, which has been a massive benefit for us. Significantly, once we're into the project, the financial data is standardized and automatically synced across Procore, Oracle ERP, and Hyperion Capital Planning."

AI Nover

Boston Children's Hospital

Sample Analytics Reports



Status Report

Projects: 47

Revised Budget
1.23bn

Budget Modifications
200.50K

Projected Costs
1.02bn

% Projected/Forecast
81.21%


Estimated Cost at Completion
1.26bn

% Forecast
18.79%

Projected Over Under
-25.40M

% Forecast/Budget
102.06%

Project Count by Status



Summary of Schedule Tasks by Status



Late Tasks

507

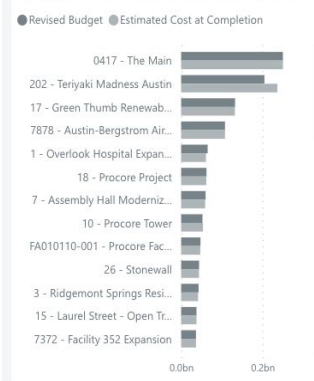
Average Days Late

54.28

Budget Summary

Project Name	Original Budget	Budget Modifications	Revised Budget	Approved Contracts, POs & COs	Pending Contracts, POs & PCOs	Non-Committed Costs	Projected Costs
8989 - HVAC Upgrades	2,052,500.00	200,000.00	2,252,500.00	2,122,500.00	30,000.00	0.00	2,152,500.00
7878 - Austin-Bergstrom Airport - Terminal Expansion	107,700,000.00	0.00	107,700,000.00	82,808,248.00	0.00	0.00	82,808,248.00
7766 - Procure Development	11,835,679.00	0.00	11,835,679.00	9,663,239.13	0.00	1,108,396.15	10,771,635.28
7372 - Facility 352 Expansion	36,425,000.00	0.00	36,425,000.00	25,634,375.00	20,000.00	7,200,000.00	32,854,375.00
7 - Spring Lake Custom Home	2,556,298.00	0.00	2,556,298.00	1,416,100.00	220,000.00	7,900.00	1,644,000.00
7 - Assembly Hall Modernization	60,051,698.62	0.00	60,051,698.62	38,930,871.89	30,350.00	300.00	38,961,521.89
6565 - Owner Funding & Phases	4,000,000.00	0.00	4,000,000.00	3,815,000.00	23,500.00	15,000.00	3,853,500.00
636 - Overlook Hospital - HVAC Upgrades	748,594.00	0.00	748,594.00	343,500.00	50,000.00	150,000.00	543,500.00
6 - Nakatomi Plaza	18,559,740.00	0.00	18,559,740.00	16,244,880.00	55,555.00	500.00	16,300,935.00
4 - Monroe Site Development	1,469,525.00	0.00	1,469,525.00	255,000.00	0.00	10,000.00	265,000.00
35 - 88 Morgan St	215,480.00	0.00	215,480.00	168,750.00	2,000.00	0.00	170,750.00
343-69 - Globo Gym - Mechanical HVAC Upgrades	370,000.00	0.00	370,000.00	358,000.00	1,825.00	2,500.00	362,325.00
343 - Globo Gym	9,200,350.00	500.00	9,200,850.00	4,975,900.00	36,250.00	3,590,323.00	8,602,473.00
Total	1,234,554,728.31	200,500.00	1,234,755,228.31	996,998,663.23	2,361,780.00	24,005,250.17	1,023,365,693.40

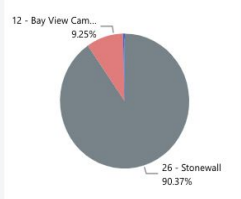
Budget vs Estimated Cost at Completion



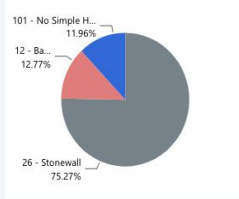
You can see a cleaner image of these reports [here](#)

Funding Report

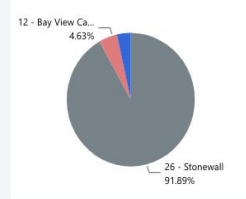
Funding Source A by Project



Funding Source B by Project

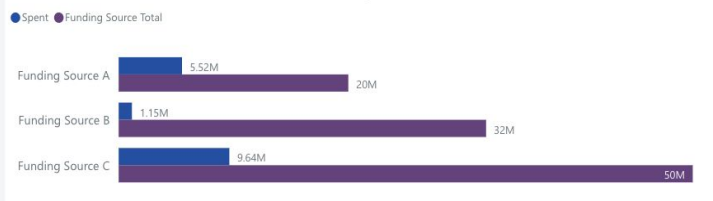


Funding Source C by Project



Funding Source	Total	Allocated
Funding Source A	20M	16.45M
Funding Source B	32M	11.91M
Funding Source C	50M	32.83M

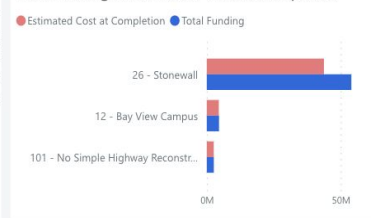
Funding Used



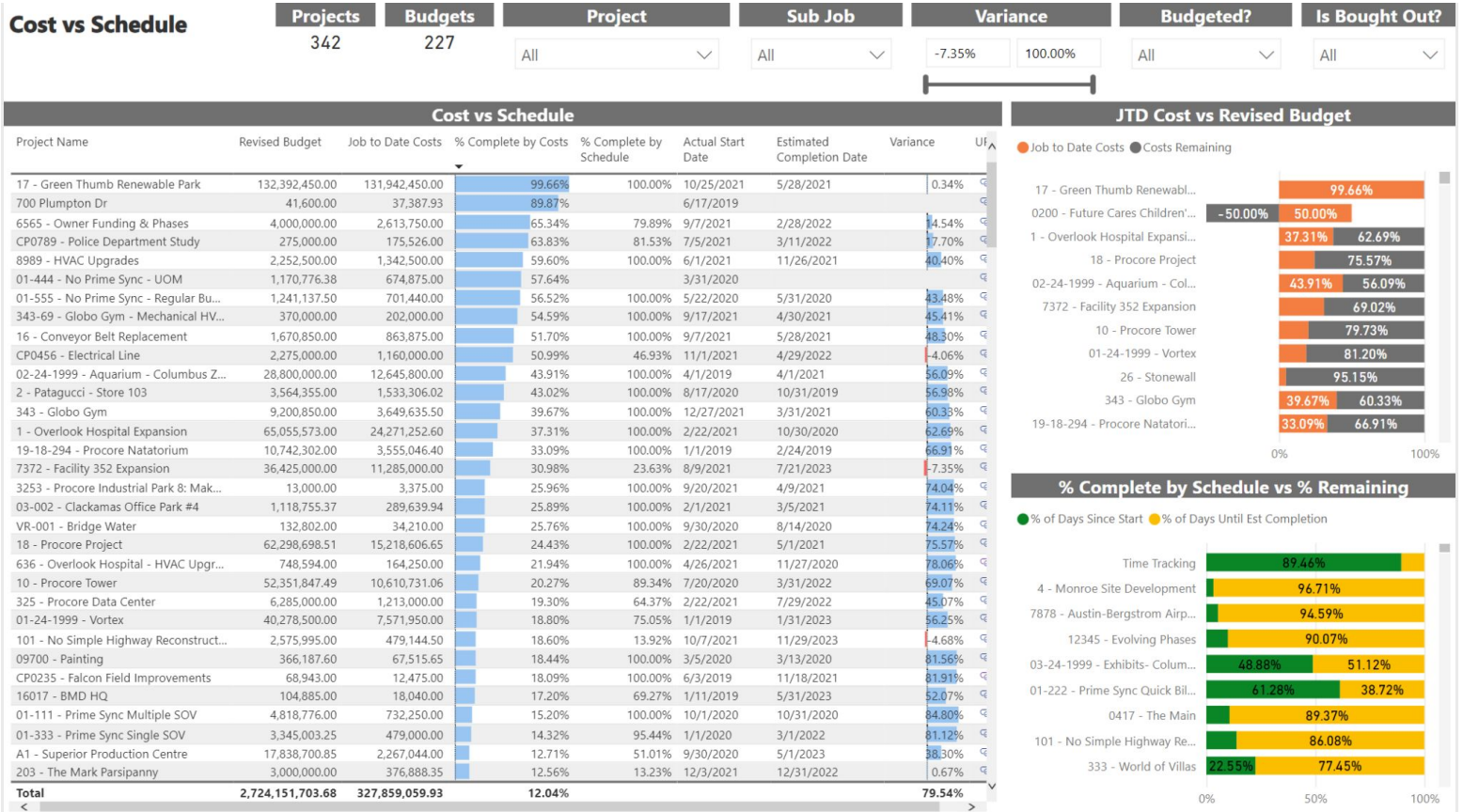
Budget Summary

Project Name	Funding Source A	Funding Source B	Funding Source C	Total Funding (A+B+C)	Spent	Original Budget	Forecast to Comp
101 - No Simple Highway Reconstruction	63,199.50	1,424,697.00	1,141,243.00	2,629,139.50	434,805.57	2,575,995.00	-2,603.4
12 - Bay View Campus	1,521,333.67	1,521,333.67	1,521,333.67	4,564,001.01	1,506,120.36	4,564,001.00	-3,989.4
26 - Stonewall	14,866,250.00	8,967,500.00	30,166,250.00	54,000,000.00	14,371,250.00	43,992,050.00	-39,093.5
Total	16,450,783.17	11,913,530.67	32,828,826.67	61,193,140.51	16,312,175.93	51,132,046.00	-45,686.3

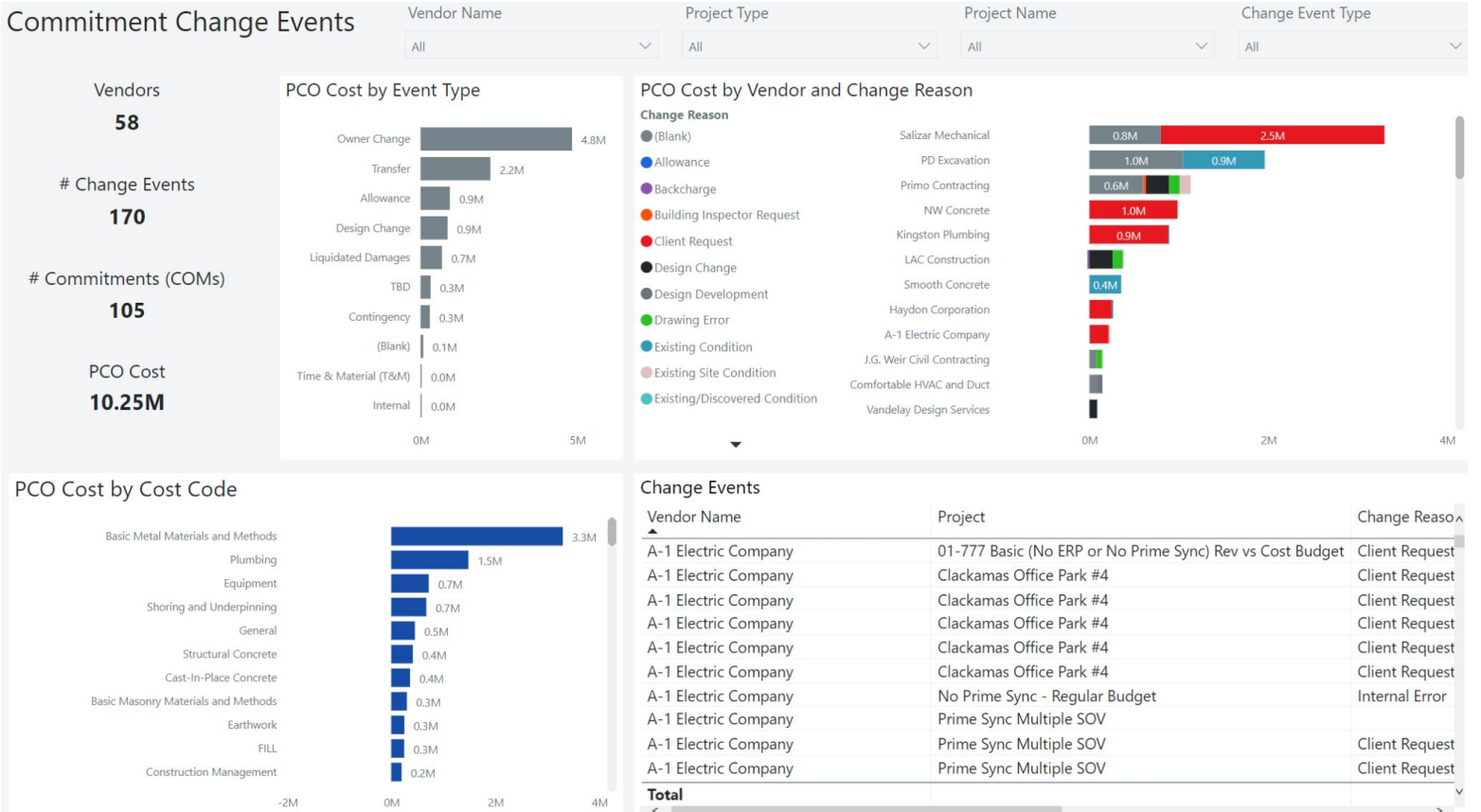
Total Funding vs Estimated Cost at Completion



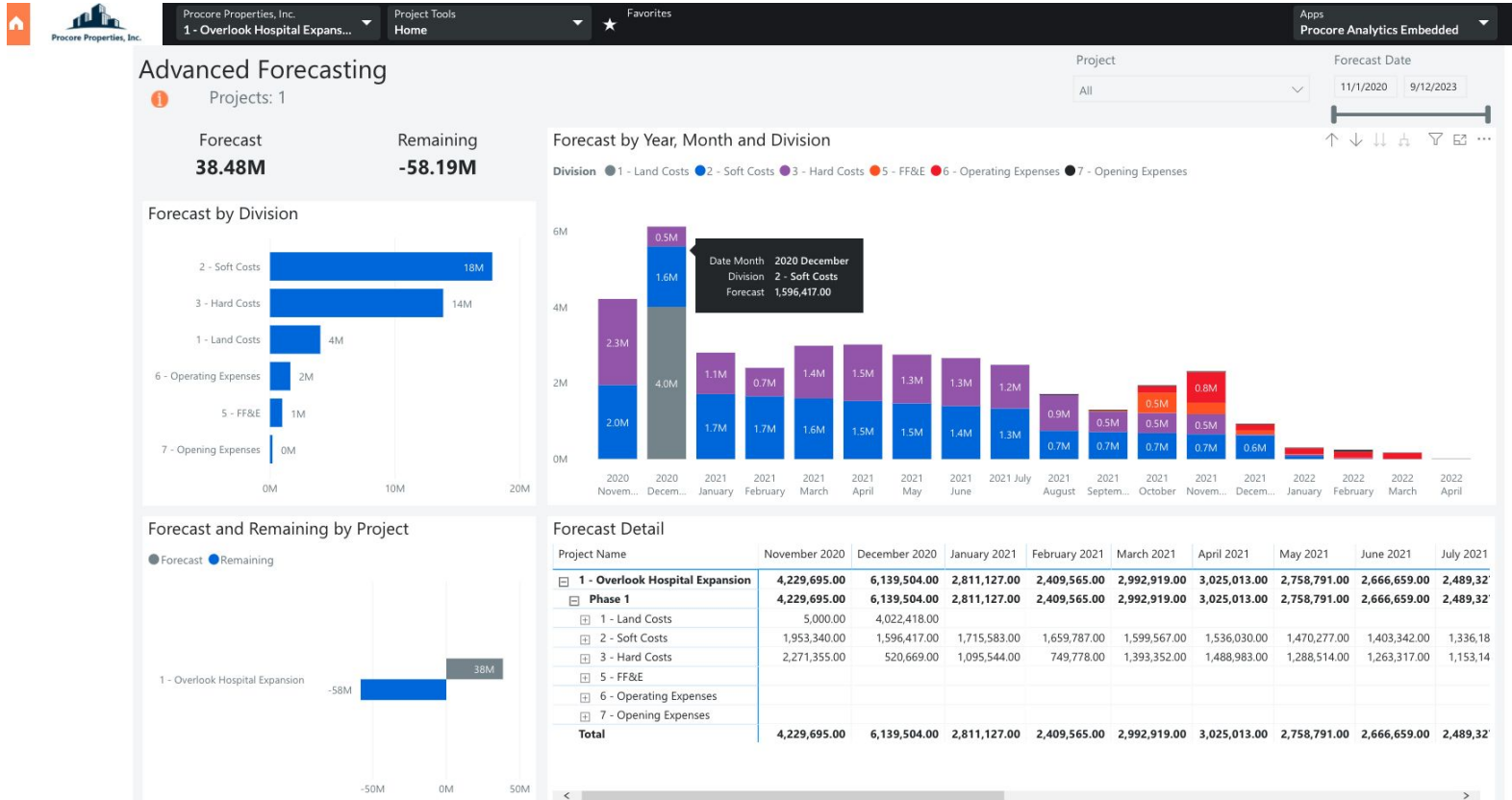
Sample Analytics Reports cont.



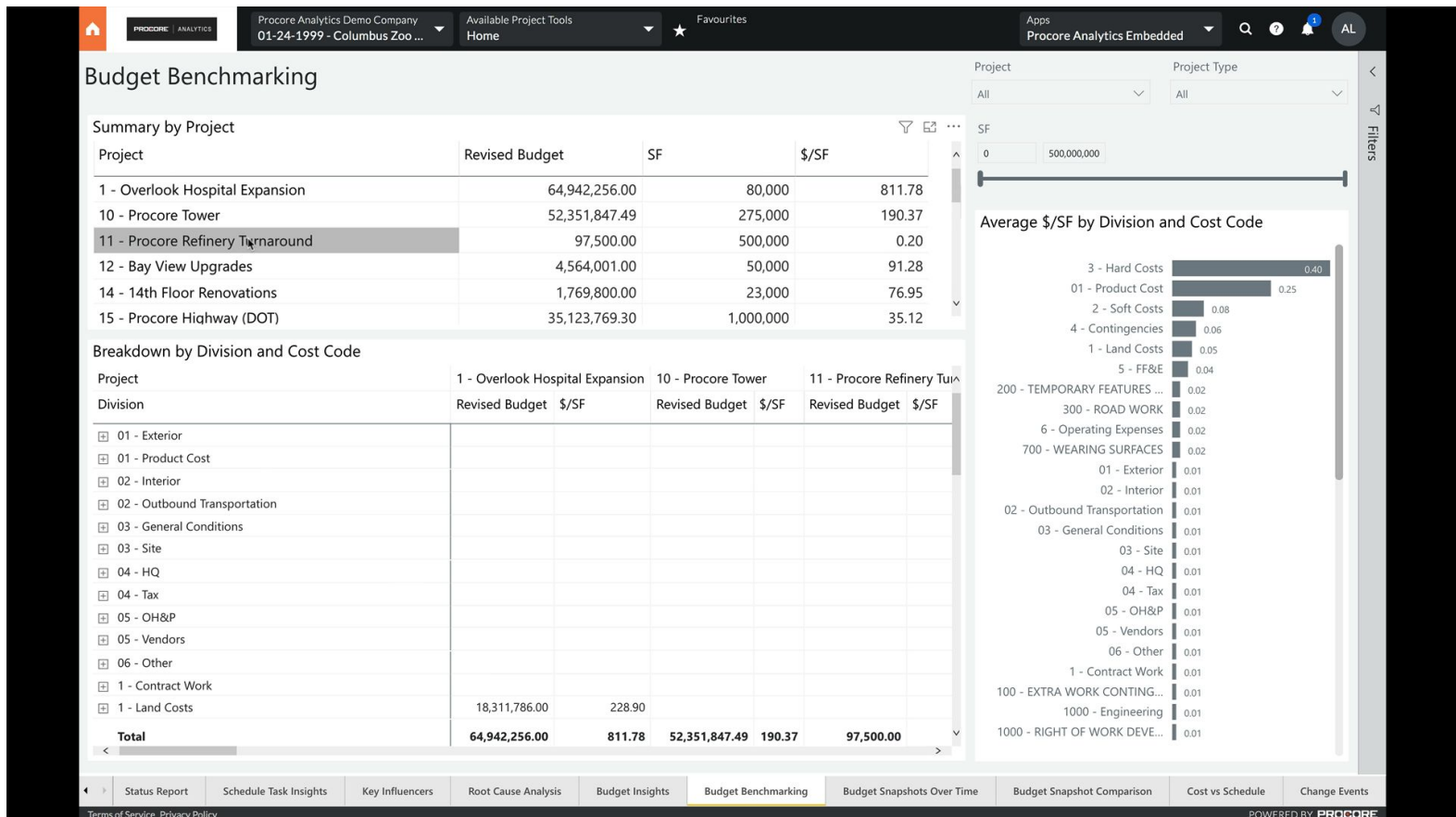
You can see a cleaner image of these reports [here](#)



Sample Analytics Reports cont.



You can see a cleaner image of these reports [here](#)



Sample Analytics Reports cont.



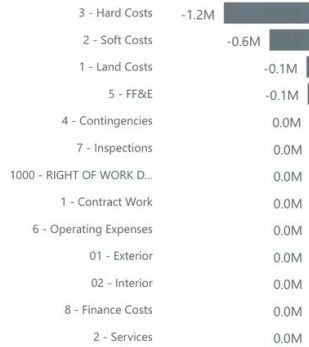
Root Cause Analysis



Project
All

Budget Status
Over Budget

Breakdown



Budget Root Cause Analysis

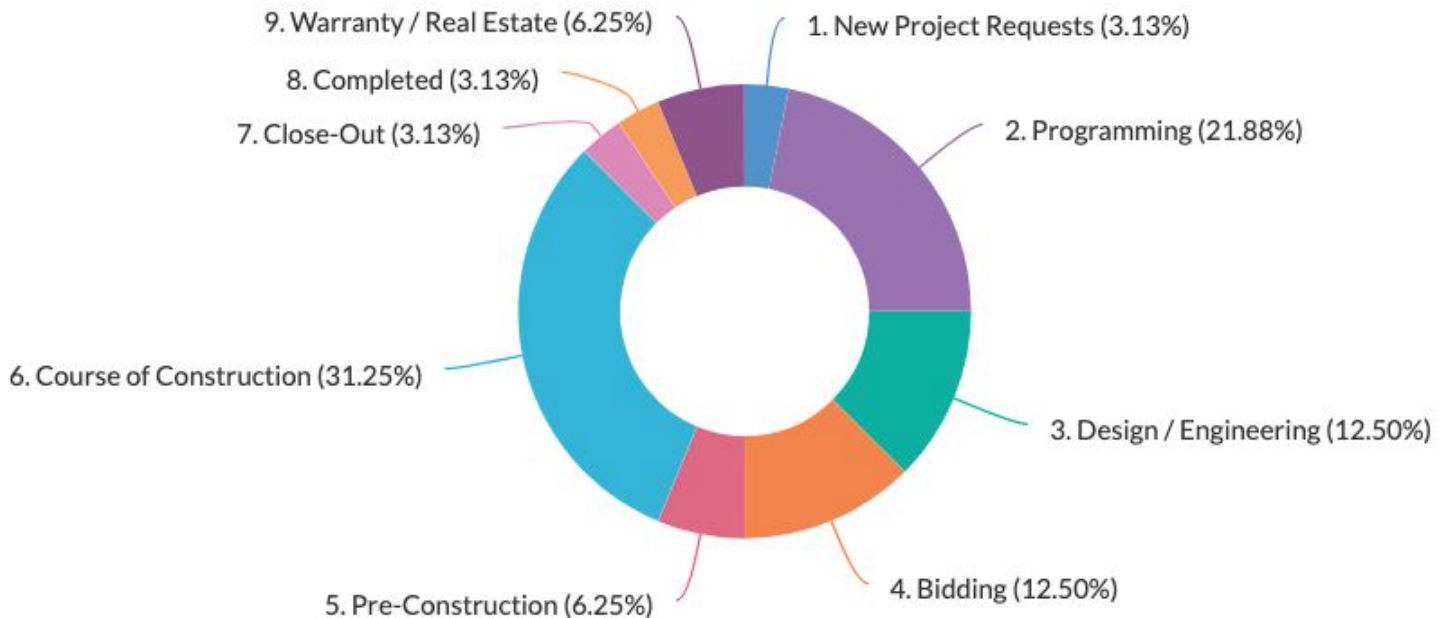
Projected Over Under
-1,944,999.60

Budget Summary

Project Name	Original Budget	Budget Modifications	Revised Budget	Approved Contracts, POs & COs	Pending Contracts, POs & PCOs	Non-Committed Costs	Projected Costs	Job to Date Costs	Forecast to Complete	Estimated Cost at Completion
18 - Procore Development	22,326,900.75	147,588.86	22,474,489.61	13,145,298.40	9,772,801.57	0.00	22,918,099.97	1,228,397.27	-22,918,099.97	22,968,099.9
Core & Shell	12,566,311.49	147,588.86	12,713,900.35	12,749,298.40	200,000.00	0.00	12,949,298.40	1,228,397.27	-12,949,298.40	12,999,298.4
3 - Hard Costs	11,973,793.26	147,588.86	12,121,382.12	12,112,372.68	200,000.00	0.00	12,312,372.68	1,228,397.27	-12,312,372.68	12,362,372.6
2 - Soft Costs	592,518.23	0.00	592,518.23	636,925.72	0.00	0.00	636,925.72	0.00	-636,925.72	636,925.7
North Wing	4,880,294.63	0.00	4,880,294.63	198,000.00	4,762,954.98	0.00	4,960,954.98	0.00	-4,960,954.98	4,960,954.9
3 - Hard Costs	4,689,160.55	0.00	4,689,160.55	0.00	4,762,954.98	0.00	4,762,954.98	0.00	-4,762,954.98	4,762,954.9
5 - FF&E	191,134.08	0.00	191,134.08	198,000.00	0.00	0.00	198,000.00	0.00	-198,000.00	198,000.0
South Wing	4,880,294.63	0.00	4,880,294.63	198,000.00	4,809,846.59	0.00	5,007,846.59	0.00	-5,007,846.59	5,007,846.5
Total	50,357,791.78	150,088.86	50,507,880.64	41,721,528.67	10,050,851.57	500.00	51,772,880.24	4,640,082.44	-51,772,880.24	52,452,880.2

You can see a cleaner image of these reports [here](#)

Projects by Stage



Sample Standard Reports



Open Submittals by Status

Open Submittals by Status

Open Submittals by Status

Group	Spec Section Number	Spec Section Description	Number	Revision	Title	Type	Ball In Court	Ball In Court Due Date	Days Overdue
Project Name: SDSU Aztec Stadium									
Status: Open									
	02741	Hot-Mix Asphalt Paving	1	0	Hot-Mix Asphalt Paving - Job-Mix Designs		Nate Dobbs		518
	02751	Cement Concrete Pavement	1	0	Cement Concrete Pavement - Product Data		Sir Sub	07/02/2019	489
	07620	Sheet Metal Flashing & Trim	2	0	Sheet Metal Flashing & Trim - Shop Drawings	Product Information	Nate Dobbs		403
	07620	Sheet Metal Flashing & Trim	3	0	Sheet Metal Flashing & Trim - Samples	Product Information	Nate Dobbs		403
	09680	Carpet	1	0	Carpet - Product Data		Nate Dobbs	12/03/2020	
	10155	Toilet Compartments	2	0	Toilet Compartments - Shop Drawings	Shop Drawing	Nate Dobbs	04/28/2020	216
	10500	Laminated Plastic Lockers	2	0	Laminated Plastic Lockers - Shop Drawings		Nate Dobbs	04/21/2020	203
	14240	Elevators	2	0	Elevators - Shop Drawings		Steve The Hammer Nate Dobbs	12/18/2019 12/18/2019	327
	16200	Power Distribution Equipment	1	0	Power Distribution Equipment - Product Data	Closeout	Monty Montezuma	10/04/2019	417
	16200	Power Distribution Equipment	2	0	Power Distribution Equipment - Shop Drawings	Closeout	Nate Dobbs	12/06/2019	318
	16500	Lighting	3	0	Lighting - Product Data		Sir Sub	09/23/2020	68
	16500	Lighting	4	0	Lighting - Shop Drawings		Nate Dobbs	06/17/2019	518

Outstanding RFIs

RFIs

RFI #	Subject	Ball In Court	Status	Due Date	Due Date Variance
2	Invert Elevations @ Storm Drain Line 26 & Trench Drain	Monty Montezuma	Open	05/12/2019	568
3	Structural Detail Callouts Missing	Monty Montezuma	Open	05/22/2019	558
3	Structural Detail Callouts Missing	Monty Montezuma	Open	05/22/2019	558
3	Structural Detail Callouts Missing	Monty Montezuma	Open	05/22/2019	558
4	Electrical Room Layout	Monty Montezuma	Open	02/04/2020	300
4	Electrical Room Layout	Monty Montezuma	Open	02/04/2020	300
6	Detail Clarification	*Sparky The Foreman	Open	07/26/2019	493
7	Missing dimensions	*Sparky The Foreman	Open	07/27/2019	492
9	Missing Lightpole Locations	Nate Dobbs	Open	08/11/2019	477
9	Missing Lightpole Locations	Nate Dobbs	Open	08/11/2019	477
9	Missing Lightpole Locations	Nate Dobbs	Open	08/11/2019	477
11	Spec vs Drawing Clarification	*Sparky The Foreman	Open	08/25/2019	463
11	Spec vs Drawing Clarification	*Sparky The Foreman	Open	08/25/2019	463
16	EF-1 Spec Type	Monty Montezuma	Open	09/25/2019	432
16	EF-1 Spec Type	Monty Montezuma	Open	09/25/2019	432
16	EF-1 Spec Type	Monty Montezuma	Open	09/25/2019	432
16	EF-1 Spec Type	Monty Montezuma	Open	09/25/2019	432



Consider: Procurement Options

Purchase Procore in the way that best fits your organization's use case.

Purchase Procore directly.

Please review our [Subscription Services Agreement here](#).

Reseller Partners

To enable our Public Sector clients to leverage pre-negotiated, publicly available pricing and “piggyback” on existing agreements, Procore partners with resellers you already know or work with.

The pricing I have provided in this proposal is the pricing **account** would receive if you leverage either option (purchase direct OR via reseller).

EC America

EC America offers Procore on the following contracts:

- + GSA - GS-35F-0511T -
- + California Multiple Award Schedule (CMAS) - 3-18-70-1448C - NCPA - 01-75 -

Carahsoft

Carahsoft offers Procore on the following contracts:

- + NASA SEWP
- + NASPO
- + TX DIR
- + OMNIA
- + NCPA
- + MD C



—RESELLER PARTNERS—





Includes: A Secure Cloud to Store Unlimited Data

Best-in-class security program safeguards your data and manages risk—without compromising productivity.

Run your business on a secure, reliable cloud.

We build security into everything we do so you can focus on project risks, no security risks.

- + Data encryption at rest and data in transit
- + Rely on 15+ secure global file storage locations
- + Easily view detailed information about Procure's current system status
- + Stay up and running with 99.9% uptime for Procure's services

Multiple layers of defence.

To meet new challenges and demands, Procure continues to invest in broad initiatives that help ensure optimal security across our platform.

- + All applications are scanned weekly for vulnerabilities and patched, including but not limited to, vulnerabilities identified in the Open Web Application Security Project Top 10
- + Procure employs countermeasures and technologies to prevent and dissuade attackers
- + Strict access control policies
- + Ongoing security training program to keep our teams current on the latest security innovations throughout the industry



Control access to your information.

Take advantage of a robust set of security and data protection platform features that give you the tools you need to manage your security.

- + Secure authentication and password protection
- + Enable Single Sign-On (SSO) through secure tokens with SAML2 SSO and Security Assertion Markup Language (SAML) standard web browser protocols
- + Configure role-based permissions to control access to project data

COMPLIANCE CERTIFICATIONS

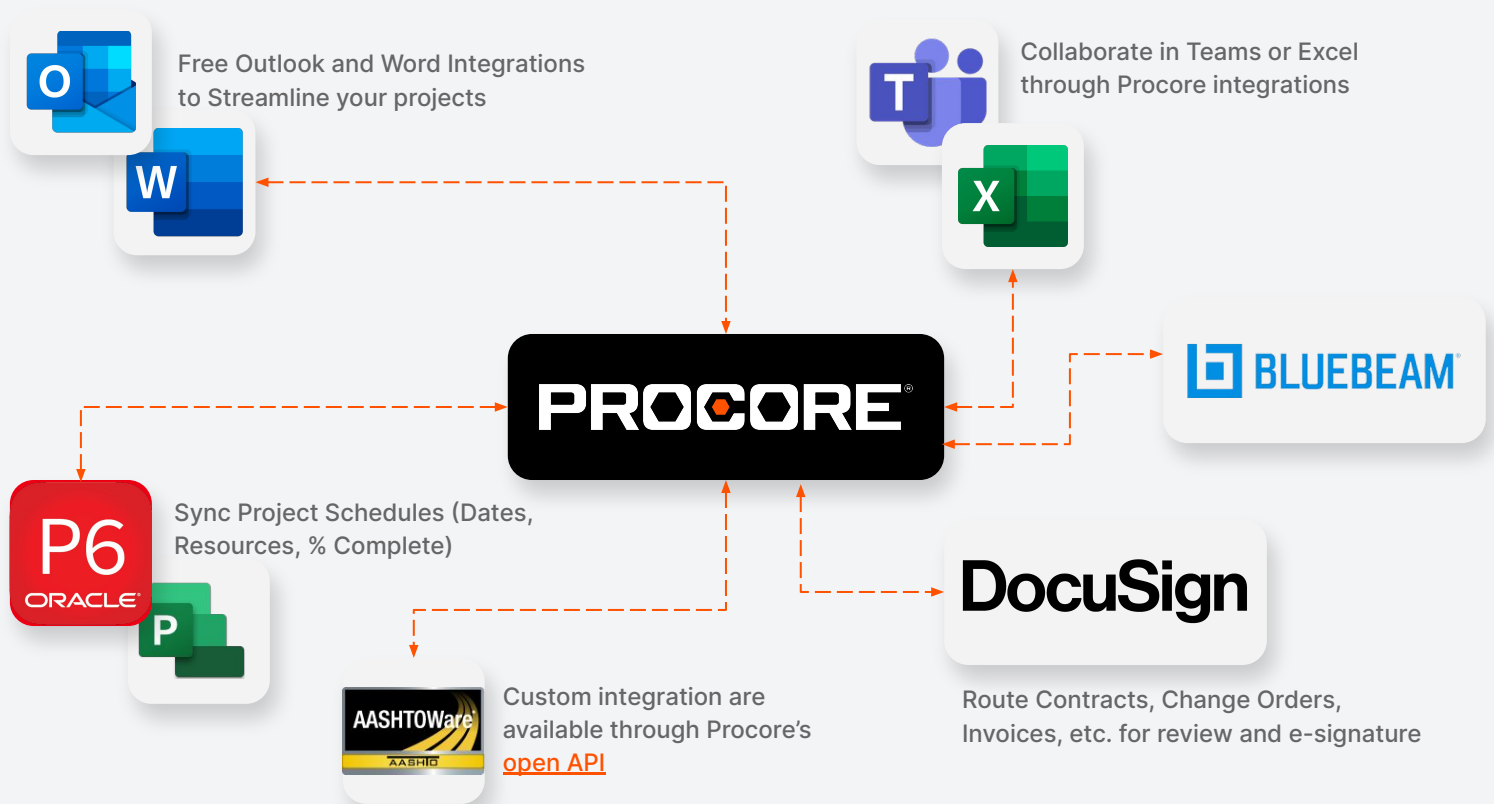




— PROCORE APP MARKETPLACE

350+ integrations, apps, services, and more

Procure has set out on one mission: empowering public sector owners to connect their business and people into one platform. Our integrations include job site cameras, drone technology, document management, weather tracking, ERPs, and beyond. Procure drives the effectiveness of construction management by bringing all these tools together under one roof.



“With Procure, we've digitized most of our business processes, which has been a massive benefit for us. Significantly, once we're into the project, the financial data is standardized and automatically synced across Procure, Oracle ERP, and Hyperion Capital Planning.”

AI Nover

Facilities Finance & Contract Manager
Boston Children's Hospital



Procore's Connected Platform

Connect the entire business process from bidding to closeout with every member of your team working together in the same system.

TOOLS INCLUDED WITH ALL PRODUCTS*

DIRECTORY

Everyone's digits, under the control of yours.

TASKS

Track and manage every coordination-related step in your process.

DOCUMENTS

When documents go digital, nothing gets lost.

REPORTS

Insights to help you analyze every detail.

APP MARKETPLACE

With over 150 partner solutions in our App Marketplace, connect with what works best for you—even if we don't build it.

* Excluding Invoice Management, Design Coordination and BIM.

PROJECT MANAGEMENT

Project Management Owners

SCHEDULE

Minimize confusion with integrated scheduling.

DRAWINGS

Revisions won't need markers, scissors, sticky notes, or tape.

CORRESPONDENCE

Manage critical project communication.

MEETINGS

Manage all aspects of your project meetings.

PHOTOS

Capture your questions, skills, and results in a snap.

EMAILS

Open your inbox to everything you need to know.

Project Management Pro

Project Management Pro includes all tools in Project Management Owners, plus:

RFIs

RFI software to remind, record, and remove excuses.

SPECIFICATIONS

Intelligent Spec Management—save time while doing more.

PUNCH LIST

Streamline construction with punch list software.

SUBMITTALS

Don't let inaccuracy sink your projects.

DAILY LOG

Capture everything you need to report to the office.

Quality & Safety

INSPECTIONS

Proactively identify hazards before they injure more than your reputation.

OBSERVATIONS

Track, assign, and report upon multiple types of observations and corrective actions on the fly.

INCIDENTS

Digitally capture and manage incidents easily and accurately.

DAILY LOG

Capture everything you need to report to the office.

FORMS

Simple to complex fillable PDF forms at your fingertips.

SCHEDULE

Minimize confusion with integrated scheduling.

PHOTOS

Capture your questions, skills, and results in a snap.

ACTION PLANS

Take action on your project plans from one, controlled location.

Design Coordination

COORDINATION ISSUES

Identify and resolve constructability issues prior to construction.

BIM

MODELS

Extremely performant BIM viewer.

Project Financials

COMMITMENTS

Real-time statuses and values of all contracts and purchase orders.

CHANGE EVENTS

The new standard in construction for managing potential exposures as they occur.

BUDGETS

Stay on top of budget and cost management tracking with this configurable and dynamic solution connected to source data for accuracy and efficiency.

DIRECT COSTS

Manage all costs not associated with a commitment for a complete picture of all project expenses.

CHANGE ORDERS

Process change orders with enhanced transparency and a central source of truth connected to the budget.

FUNDING

A central hub for real-time tracking and reporting against how the project is being funded.

FORECASTING

Forecast costs over defined timelines with this dynamic solution that is connected to the budget and underlying source data for accuracy and efficiency.

Invoice Management

VENDOR INVOICING

See the full picture and status of all invoices to get your contractors paid on time and avoid project delays.

FUNDING INVOICING

Prepare and package the supporting documentation needed for draws or other funding source invoicing.

* Accounting Integrations available — additional fees apply.

PRECONSTRUCTION

Prequalification

PREQUALIFICATIONS

Manage the entire qualification process from forms to approvals.

PREQUALIFICATION PORTAL

Complete and submit qualification forms on a secure online platform.

Bid Management

BIDDING

Manage the entire bidding process from bid package creation to bid award.

PLANROOM

Access bid package details, files, and communications in order to submit a bid.

RESOURCE MANAGEMENT

Field Productivity

TIMESHEETS

Track employee and crew time for all projects on mobile or web.

T&M TICKETS

Document and track out-of-scope work to get paid for everything you do.

CREWS

Add, group, and edit crews—with one mobile, flexible tool.

TIMECARD

Fast time tracking for the project management team.

PRODUCTION TRACKING

Compare budgeted versus actual quantities to see percentage complete against each cost code.

PLATFORM

Analytics

PROCORE ANALYTICS

Leverage Analytics to turn project data into business insight.

DATA EXTRACT

Extract and combine data from Procore and across your tech stack.

Training Center

CUSTOM DOCUMENTATION & SUPPORT SITE

Keep your teams up and running by customizing Procore's support documentation to fit your company's standard operating procedures (SOPs).

Certification Center

CUSTOMIZABLE eLEARNING

Modify Procore certification courses, or create your own, to build a custom learning portal for Procore training and other construction-specific best practices and SOPs.



Ongoing Support for Unlimited Users

Success is at your fingertips. Everything your team needs to start and stay successful with Procure.



Support Site

Get unlimited access to Procure's premier knowledge base of "how-to" articles and detailed videos.



Innovation Labs

Through a collaborative process at Procure's headquarters, customers work closely with the Procure team to develop creative solutions to common problems faced in construction management.



Free Training Presentations

These live presentations by Implementation Managers provide in-depth training on a singular tool and allow you to submit questions in a small class setting.



Resources

Our resource library, filled with eBooks, webinars, and blogs, is designed to provide thought leadership and best practices to help you and your team learn more about Procure and the construction industry in general.



Get Procure Certified

Procure's role-based training courses teach you how to successfully use Procure on any construction project and earn a 'Procure Certified' certificate upon completion that you can add to your LinkedIn profile.



Newsletters

Every other week our latest eBooks, webinars and blog highlights will be sent to you via email.



Procure Workshops

Procure offers hands-on, in-person training at our live event, Impact Series. Whether at our headquarters, in a city near you, or virtually, these events are great opportunities for your new Procure users to receive role-based training and network with other Procure users.



Monthly Recap of Product Releases

Each month, the Blueprint Team will email our latest product releases and updates, along with spring recaps so you can see first hand how the product keeps improving.



Onsite/Virtual Training

Customer Success Managers can come to your offices for in-person trainings or hold virtual trainings. This interactive approach expedites the learning process for your team.



Business Reviews

Our customer success team will reach out to your administrators and review your usage, adoption, and any bottlenecks we are seeing within your organization.