

Section 11.1

ASPHALT LOT DOCUMENTATION

11.1.1 Purpose

This procedure establishes guidelines for asphalt LOT documentation related to the daily measurement and documentation of bituminous quantities.

11.1.2 Authority

Sections 20.23(3) (a) and 334.048(3), Florida Statutes (F.S.)

11.1.3 General

Specifications Section 320 includes the requirements for asphalt plant operations. All asphalt plants will have electronic weigh systems with automatic ticket printouts.

11.1.4 Asphalt LOT Submittal Package

The **LOT Submittal Package** consists of information provided by the Contractor's Plant and Roadway Technicians and/or the Department's Plant and Roadway Verification Technicians. It is compiled by the Department personnel which could include the Plant and Roadway Verification Technicians and/or Resident Office. **LOT Submittal Packages** (see **Attachment 11.1-1**) will be assembled using a [PDF Package](#) and will be uploaded into the **Project Solve SharePoint (PSSP)** site, also known as the collaboration site. The Resident Office (RO) will ensure that the PDF package is complete.

Each LOT is either 2,000 or 4,000 Tons and Initial LOTs are always 2,000 Tons, per **Specifications Section 334-5.2**. The **LOT Submittal Packages** will be uploaded to the collaboration site when the LOT is paid and should include the following documentation:

(A) Asphalt Ticket Information

Ticket information will be submitted per **Specifications Section 320.2** or per the **Asphalt e-Ticketing Specifications** when incorporated into the project specifications.

The ticket information will be available for review by the Plant Verification Technician one day after production and will become part of the **LOT Submittal Package**.

Note: Material of different types, pay items, waste, or private work for each day's production run will be identified on the **Quality Control Roadway Report (QCRR)**.

The following ticket information is required:

Required Information	e-Tickets	Printed Tickets
Sequential Load Number	✓	✓
Project Financial ID Number (FIN)	✓	✓
Ticket Number	✓	✓
Date and Time	✓	✓
Contract Number	✓	✓
Plant Number	✓	✓
Name and location of the plant	✓	✓
Mix Design Number	✓	✓
Type of Material	✓	✓
Place for recording mix temperature:		
By: Plant QC	✓	
By: Plant VT	✓	
By: Roadway QC	✓	
By: Roadway VT	✓	
By: Hand Recording		✓
Truck Number	✓	✓
Gross, Tare, and Net Tonnage	✓	✓
Daily cumulative tonnage of mix for the mix design	✓	✓

- (1) **Printed Tickets** - There must be an original and at least one (1) legible copy. The original is retained by the Plant Verification Technician and one copy goes to the Roadway Verification Technician. **See Attachment 11.1-1b** for examples of printed asphalt tickets.

Tickets will be grouped by LOT in the daily order of production. The original weight tickets will be scanned into the **LOT Submittal Package** and the hard copies will be destroyed. It is also acceptable to receive scanned

tickets from the Contractor. Scanned tickets must be checked and verified for accuracy and clarity by the RO before inclusion within the **Lot Submittal Package** and before destruction of tickets.

- (2) **Electronic Ticket Information** – After each truck is loaded, ticket information will be electronically recorded and uploaded to the e-ticketing software database. Each truck load's ticket information will be provided to the users of the e-ticketing software database.

A comma separated value (.csv) file will be provided to the Roadway Verification Technician. The .csv file will be included in the **LOT Submittal Package**. It is not necessary to print tickets in the traditional format; the .csv file is sufficient. **See Attachment 11.1-1b** for an example.

NOTE: Save a copy of the .csv file as an Excel (.xlsx) file prior to working in the report to have full Excel functionality. The .xlsx version can be included in the LOT package for additional information as needed.

(B) Asphalt Plant – Composite Pay Factor Sheet

The Contractor's test results for each Sublot are entered into **Materials Acceptance and Certification (MAC)** at the asphalt plant. The gradation, asphalt content, air voids, and density together generate the **Composite Pay Factor (CPF) Sheet** for the LOT.

The **CPF Sheet** is generated in MAC and is part of the **Comparison Package Information Report** which also contains the LOT verification information. See **Attachment 11.1-1c**. The **CPF Sheet** is required for all **Lot Submittal Packages** regardless of testing. For non-tested lots, the **CPF Sheet** will show a CPF equal to 1.

(C) Asphalt Roadway – Verification Report

Form No. 675-030-21, Asphalt Roadway – Verification Report, is filled out by the Roadway Verification Technician. The technician enters and verifies the spread rate, the temperature, and bituminous materials used in each LOT. This will be submitted within the **LOT Submittal Package** in Excel Format. See **Attachment 11.1-1d**.

(D) Asphalt Roadway – Daily Report of Quality Control Report (QCRR)

The final portion of the **LOT Submittal Package** contains **Form 675-030-20A, Asphalt Roadway - Daily Report of Quality Control**, also known as the **Quality Control Roadway Report (QCRR)**. See **Attachment 11.1-1e**. This form is furnished by the Department, completed by the Contractor, and is required to be submitted to the Project

Administrator (PA) at the close of each lot or as requested by the PA. The QCRR calculates the spread rate and quantity adjustments automatically.

- (1) Each Contractor is required to record the placement of asphalt on the above form as the pavement operation progresses. The Contractor's Plant and Roadway Technicians are responsible for verifying the QCRR is filled out and correct. The Contractor is to ensure quality work. These reports are to be available for the Department's Plant and Roadway Verification Technicians at the place of production. The Roadway Verification Technician and the PA will work together to ensure that the Contractor's quantities are correct on the QCRR and that the **LOT Submittal Package** is in order and ready to be submitted into the Collaboration Site. If corrections to the QCRR are required, the RO will send the form back to the Contractor for resubmittal.
- (2) The QCRR will be submitted in Excel format. Once the asphalt is completed and paid for, the final QCRR will be sent via email to the State Materials Office as a record of the as-built pavement data at the following email address: SM-MACQCRRUpload@dot.state.fl.us. The final QCRR submitted to the State Materials Office will be the final QCRR record in the Electronic Document Management System (**EDMS**). See **CPAM 11.4** for further information.
- (3) All projects let January 2018, and after, will **not** be required to submit **Form 700-050-72, Computer Summary of Quantities for Asphaltic Concrete**, also known as the daily asphalt ticket cover. However, the same daily tonnage information can be produced by the QCRR through the Reports function within the spreadsheet. The Report – **Daily Tons by Intended Use** should be used to compare the daily tonnage documented within the QCRR and the ticket information for accuracy. Since the Daily Tons by Intended Use Report is within the QCRR, it is not required to be submitted separately. See **Attachment 11.1-1a** for an example of this report.

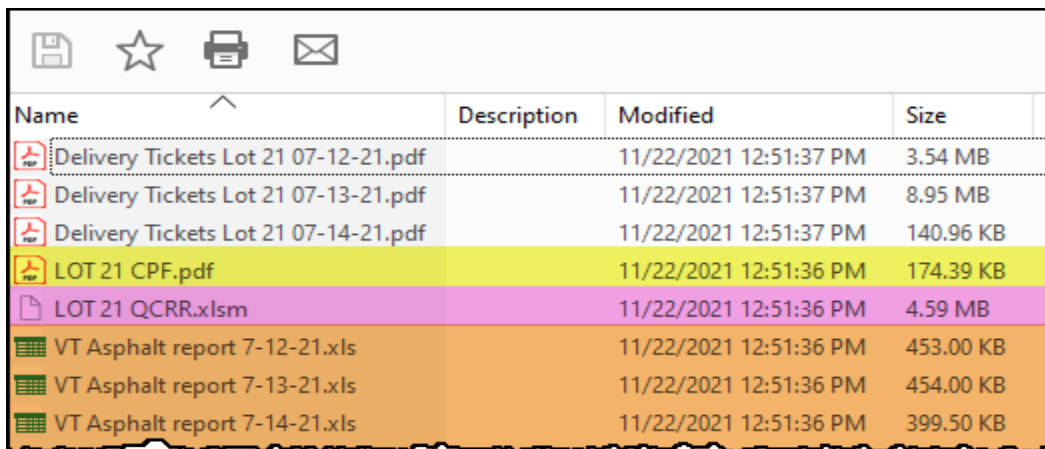
11.1.2 Attachments

Attachment 11.1-1	LOT Submittal Package and PDF Package
Attachment 11.1-1a	Quality Control Roadway Report – Daily Tons by Intended Use
Attachment 11.1-1b	Asphalt Ticket Sheet Examples
Attachment 11.1-1c	CPF Sheet Generated in MAC
Attachment 11.1-1d	Asphalt Roadway - Verification Report
Attachment 11.1-1e	Asphalt Roadway – Daily Report of Quality Control

Attachment 11.1-1 Lot Submittal Package and PDF Package

Example A - *LOT Submittal Package* in PDF Package using printed tickets.

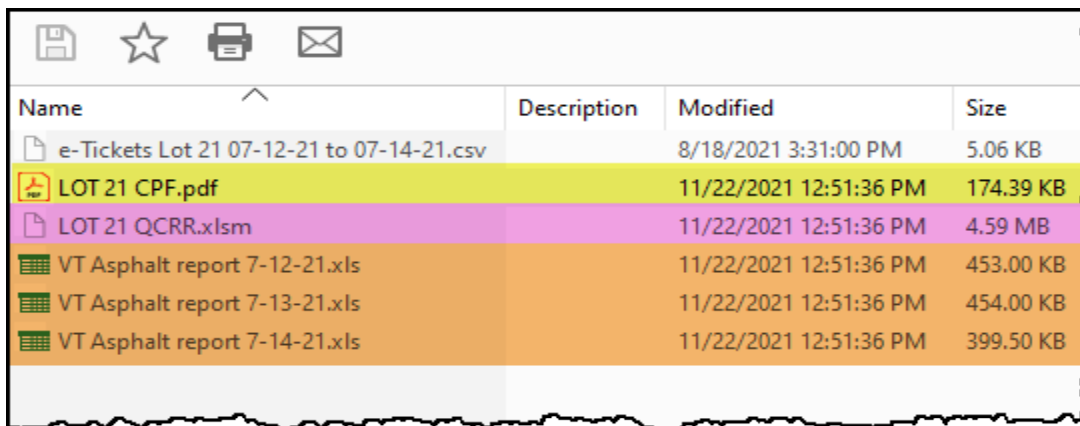
- (1) White: Asphalt tickets compiled by day.
- (2) Yellow: The CPF Sheet generated in MAC in PDF
- (3) Pink: The QCRR in Excel Format (.xlsm)
- (4) Orange: Verification Technician's Reports in Excel Format (.xls) by day



Name	Description	Modified	Size
Delivery Tickets Lot 21 07-12-21.pdf		11/22/2021 12:51:37 PM	3.54 MB
Delivery Tickets Lot 21 07-13-21.pdf		11/22/2021 12:51:37 PM	8.95 MB
Delivery Tickets Lot 21 07-14-21.pdf		11/22/2021 12:51:37 PM	140.96 KB
LOT 21 CPF.pdf		11/22/2021 12:51:36 PM	174.39 KB
LOT 21 QCRR.xlsm		11/22/2021 12:51:36 PM	4.59 MB
VT Asphalt report 7-12-21.xls		11/22/2021 12:51:36 PM	453.00 KB
VT Asphalt report 7-13-21.xls		11/22/2021 12:51:36 PM	454.00 KB
VT Asphalt report 7-14-21.xls		11/22/2021 12:51:36 PM	399.50 KB

Example B - *LOT Submittal Package* in PDF Package using e-Ticketing information.

- (1) White: Electronic record of each truck load's ticket information in .csv file
- (2) Yellow: The CPF Sheet generated in MAC in PDF
- (3) Pink: The QCRR in Excel Format (.xlsm)
- (4) Orange: Verification Technician's Reports in Excel Format (.xls) by day



Name	Description	Modified	Size
e-Tickets Lot 21 07-12-21 to 07-14-21.csv		8/18/2021 3:31:00 PM	5.06 KB
LOT 21 CPF.pdf		11/22/2021 12:51:36 PM	174.39 KB
LOT 21 QCRR.xlsm		11/22/2021 12:51:36 PM	4.59 MB
VT Asphalt report 7-12-21.xls		11/22/2021 12:51:36 PM	453.00 KB
VT Asphalt report 7-13-21.xls		11/22/2021 12:51:36 PM	454.00 KB
VT Asphalt report 7-14-21.xls		11/22/2021 12:51:36 PM	399.50 KB

Attachment 11.1-1a Quality Control Roadway Report (QCRR):

Daily Tons by Intended Use

	A	B	C	D	E	F	G
1							
2							
3	Sum of Quantity						
4		SP TL-C	Waste	(blank)	Grand Total		
5	(blank)						
6	7/11/2017	510.55	5.00		515.55		
7	7/13/2017	490.83	5.00		495.83		
8	7/14/2017	305.51	5.00		310.51		
9	7/16/2017	805.24	20.70		825.94		
10	7/17/2017	597.19			597.19		
11	7/18/2017	657.90	5.00		662.90		
12	7/21/2017	637.44	10.08		647.52		
13	7/23/2017	393.16			393.16		
14	7/24/2017	471.96	5.00		476.96		
15	7/25/2017	416.22	5.00		421.22		
16	7/26/2017	481.47	15.00		496.47		
17	7/27/2017	206.93			206.93		
18	7/31/2017						
19	Grand Total	5,974.40	75.78		6,050.18		
20							
21							

This report, produced by the QCRR, shows the daily tonnage by intended use. It should be used to verify the daily tonnage documented within the QCRR compared to the ticket information. This report is not required to be submitted separately and replaces the information previously provided by the daily asphalt ticket cover, **Form 700-050-72, Computer Summary of Quantities for Asphaltic Concrete.**

For example, on 7/21/2017, the report shows a Grand Total = 647.52 tons produced. However, only 637.44 tons were used and the remaining 10.08 tons were waste. **Attachment 11.1-1b** shows first load ticket and last load ticket. The final load ticket is for Load 32 on 7/21/2017 for a net total of 647.52 tons.

Attachment 11.1-1b Asphalt Ticket Sheet Examples

Example A: Printed tickets of the first and last truck load tickets – 1st day's run

Page 3 of 3 300°

TICKET: 12412-1

DAB Constructors
1233 Commerce St.
Leesburg FL 34748

Loaded on 21 Jul 2017 @ 10:33 PM
CUSTOMER: 1 DAB CONSTRUCTORS INC
PLANT 1
D.O.T. #A0674

Loaded By: Jim
TRUCK: DT-40
MAX GROSS: 34.50 Tons

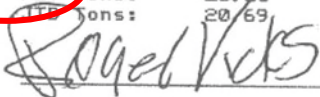
	GROSS*	TARE*	NET
Tons:	34.48	13.79	20.69

JOB: 631 LAKE COUNTY
PROJECT # 432333-1-52-01

US 441 THE VILLIAGES T5584
PO:

Product: 32 12.5 TLC SP15-14030A

Loads: 1 NET Tons: 20.69 Sold
ITD Tons: 20.69

Signature:  Printed: 21 Jul 2017 @ 10:33 PM

TICKET: 12443-1

DAB Constructors
1233 Commerce St.
Leesburg FL 34748

Loaded on 22 Jul 2017 @ 4:10 AM
CUSTOMER: 1 DAB CONSTRUCTORS INC
PLANT 1
D.O.T. #A0674

Loaded By: Jim
TRUCK: DT-47
MAX GROSS: 34.31 Tons


	GROSS*	TARE*	NET
Tons:	18.53	13.45	5.08

JOB: 631 LAKE COUNTY
PROJECT # 432333-1-52-01

US 441 THE VILLIAGES T5584
PO:

Product: 32 12.5 TLC SP15-14030A

Loads: 32 NET Tons: 647.52 Sold
ITD Tons: 647.52

Signature:  Printed: 22 Jul 2017 @ 4:10 AM

Example B: Electronic ticket information in .csv file for the first and last truck load tickets – 1st and 2nd day’s run

Shift	Tkt#	Ticket Date	DOT #	Cust#	Customer MIX	Truck	Gross	Tare	Net	Total	Seq#	Plant Name	Plant Loca	QC Plant	QC Road	VT Plant	VT Road	Comment	Contract#	Plant ID
9/28/2020 4:13	371501	9/28/2020 8:14	4190131-5	32	Ranger Cc 12.5 C 40	36.3191	34.95	12.24	22.71	22.71	1	West Pair	West Pair	300	295	0	0		T 4424	A0641
9/28/2020 4:13	371502	9/28/2020 8:17	4190131-5	32	Ranger Cc 12.5 C 40	36.3228	34.92	12.2	22.72	45.43	2	West Pair	West Pair	300	290	0	0		T 4424	A0641
9/28/2020 4:13	371503	9/28/2020 8:22	4190131-5	32	Ranger Cc 12.5 C 40	36.3216	34.8	13.84	20.96	66.39	3	West Pair	West Pair	300	290	0	0		T 4424	A0641
9/28/2020 4:13	371505	9/28/2020 8:27	4190131-5	32	Ranger Cc 12.5 C 40	36.3222	34.87	12	22.87	89.26	4	West Pair	West Pair	305	290	0	0		T 4424	A0641
9/28/2020 4:13	371510	9/28/2020 8:41	4190131-5	32	Ranger Cc 12.5 C 40	36.319	34.79	13.68	21.11	110.37	5	West Pair	West Pair	305	300	0	0		T 4424	A0641
9/28/2020 4:13	371525	9/28/2020 10:07	4190131-5	32	Ranger Cc 12.5 C 40	36.3191	34.79	12.27	22.52	132.89	6	West Pair	West Pair	0	0	0	0		T 4424	A0641
9/28/2020 4:13	371536	9/28/2020 11:01	4190131-5	32	Ranger Cc 12.5 C 40	36.3228	34.83	12.3	22.53	155.42	7	West Pair	West Pair	0	0	0	0		T 4424	A0641
9/28/2020 4:13	371538	9/28/2020 11:12	4190131-5	32	Ranger Cc 12.5 C 40	36.3216	34.75	13.84	20.91	176.33	8	West Pair	West Pair	0	0	0	0		T 4424	A0641
9/28/2020 4:13	371542	9/28/2020 11:47	4190131-5	32	Ranger Cc 12.5 C 40	36.3222	34.76	11.97	22.79	199.12	9	West Pair	West Pair	0	0	0	0		T 4424	A0641
9/28/2020 4:13	371543	9/28/2020 11:49	4190131-5	32	Ranger Cc 12.5 C 40	36.319	34.71	13.63	21.08	220.2	10	West Pair	West Pair	300	295	0	0		T 4424	A0641
9/28/2020 4:13	371545	9/28/2020 12:06	4190131-5	32	Ranger Cc 12.5 C 40	36.3191	34.81	12.29	22.52	242.72	11	West Pair	West Pair	0	0	0	0		T 4424	A0641
9/28/2020 4:13	371549	9/28/2020 12:53	4190131-5	32	Ranger Cc 12.5 C 40	36.3228	34.85	12.32	22.53	265.25	12	West Pair	West Pair	0	0	0	0		T 4424	A0641
9/28/2020 4:13	371550	9/28/2020 12:55	4190131-5	32	Ranger Cc 12.5 C 40	36.3216	34.77	13.8	20.97	286.22	13	West Pair	West Pair	0	0	0	0		T 4424	A0641
9/28/2020 4:13	371551	9/28/2020 13:01	4190131-5	32	Ranger Cc 12.5 C 40	36.3222	34.78	11.94	22.84	309.06	14	West Pair	West Pair	0	0	0	0		T 4424	A0641
9/28/2020 4:13	371552	9/28/2020 13:03	4190131-5	32	Ranger Cc 12.5 C 40	36.319	34.8	13.61	21.19	330.25	15	West Pair	West Pair	300	290	0	0		T 4424	A0641
9/28/2020 4:13	371557	9/28/2020 13:34	4190131-5	32	Ranger Cc 12.5 C 40	36.3191	34.79	12.27	22.52	352.77	16	West Pair	West Pair	0	0	0	0		T 4424	A0641
9/28/2020 4:13	371559	9/28/2020 13:50	4190131-5	32	Ranger Cc 12.5 C 40	36.322	34.76	13.97	20.79	373.56	17	West Pair	West Pair	0	0	0	0		T 4424	A0641
9/28/2020 4:13	371560	9/28/2020 13:56	4190131-5	32	Ranger Cc 12.5 C 40	36.3228	34.29	12.29	22	395.56	18	West Pair	West Pair	0	0	0	0		T 4424	A0641
9/29/2020 4:28	371577	9/29/2020 7:40	4190131-5	32	Ranger Cc 12.5 C 40	36.3225	34.79	12.19	22.6	22.6	1	West Pair	West Pair	310	295	0	0		T 4424	A0641
9/29/2020 4:28	371589	9/29/2020 8:14	4190131-5	32	Ranger Cc 12.5 C 40	36.3216	34.75	13.8	20.95	43.55	2	West Pair	West Pair	310	295	0	0		T 4424	A0641
9/29/2020 4:28	371590	9/29/2020 8:18	4190131-5	32	Ranger Cc 12.5 C 40	36.3195	34.79	12.34	22.45	66	3	West Pair	West Pair	310	295	0	0		T 4424	A0641
9/29/2020 4:28	371617	9/29/2020 11:06	4190131-5	32	Ranger Cc 12.5 C 40	36.3225	20.38	12.16	8.22	74.22	4	West Pair	West Pair	0	0	0	0		T 4424	A0641
9/29/2020 4:28	371618	9/29/2020 11:09	4190131-5	32	Ranger Cc 9.5 C 40 SF	36.3216	34.81	13.74	21.07	21.07	1	West Pair	West Pair	295	290	0	0		T 4424	A0641
9/29/2020 4:28	371633	9/29/2020 12:39	4190131-5	32	Ranger Cc 9.5 C 40 SF	36.3195	34.77	12.35	22.42	43.49	2	West Pair	West Pair	305	290	0	0		T 4424	A0641
9/29/2020 4:28	371649	9/29/2020 13:54	4190131-5	32	Ranger Cc 9.5 C 40 SF	36.3225	15.25	12.12	3.13	46.62	3	West Pair	West Pair	0	0	0	0		T 4424	A0641

Attachment 11.1-1c CPF Sheet Generated in MAC

Florida Department of Transportation Material Acceptance and Certification (MAC) Comparison Package Information [8/2/2017]						
Comparison Package 15539 [1700135985 QC-VT]						
Comparison Package ID	Comparison Definition	Comparison Type			Comparison Status	
15539	QC-VT	Composite Pay Factor Comparison			Compares	
Spec					Last Updated By	Last Updated On
334 - Superpave Asphalt Concrete, Supplemental Specification, 01/2016, v4.7					Karen Madrid	7/26/2017
Original Sample	Sample Level	FDOT Sample Number	LOT #	Sublot #	Project(s)	
1700135985	QC	2C004Q	1	4	432333-1-52-01	
Verification Sample	Sample Level	FDOT Sample Number	LOT #	Sublot #	Alternate Density Sublot Number	
1700137980	VT	2C004V	1	4	N/A	
Comparison Results						
Comparison Name			Comparison Results			
1	APW: FM 5-563 (Percent Asphalt Content)		Compares			
2	APW: FM 1-T 030 Superpave Gradation (No. 8 Dense Graded)		Compares			
3	APW: FM 1-T 030 Superpave Gradation (No. 200 Dense Graded)		Compares			
4	APW: FM 1-T 166 Gmb - Plant (Average Gmb)		Compares			
5	APW: FM 1-T 166 Gmb - Roadway January 2016 (Gmb for each Core)		Compares			
6	APW: FM 1-T 209 Maximum Specific Gravity (Average Gmm)		Compares			
Associated Samples						
	Sublot #	Sample	Date Sample Taken	FDOT Sample Number	Mix Design	Sample Level
1	1	1700131854	7/13/2017	2C001Q	SP 15-14030A	QC
2	2	1700132331	7/14/2017	2C002Q	SP 15-14030A	QC
3	3	1700133537	7/16/2017	2C003Q	SP 15-14030A	QC
Composite Pay Factor						
		No. 8 Percent Passing	No. 200 Percent Passing	Percent Asphalt Content	Percent Air Voids	Density
Sublot 1		51.63	5.89	5.03	4.43	91.80
Sublot 2		49.51	5.90	4.88	4.34	91.33
Sublot 3		49.22	5.93	4.88	4.37	92.19
Sublot 4		48.81	5.79	4.99	3.64	91.50
Target		50.00	5.30	5.00	4.00	92.00
Pay Factor		1.05	1.05	1.05	1.05	1.05
Composite Pay Factor						1.05
* = Value is out of range [] = Replaced value						

Attachment 11.1-1d Asphalt Roadway – Verification Report

Print Form		English <input checked="" type="radio"/> Metric <input type="radio"/>		State Of Florida Department Of Transportation				675-030-21 CONSTRUCTION 03/95			
Asphalt Roadway – Verification Report											
Page No. 2 of 2											
Fin. Project ID: 123456-1-52-01		Material No.: 123L		Type of Mix: FC-5		Mix Design No.: SPM 13-11452B					
Intended use: FRICTION		Plant No.: A9741		Lot No.: 34		Intended Lot Size: 2000 Tons					
Verification of Spread Rate					Verification Results Y/N						
Date	Sublot	Lane / Lift # of #	Station To	Station	Loads	Linear Ft	Width	SY	Tons	Spread	Y
4/2/2017	1	RTL & SH / 1 of 1	1336 + 67	1330 + 86	1-19	581.00	8.00	1162.00	50.12	86.3	Y
4/2/2017	2	RTL / 1 of 1	1258 + 00	1255 + 20	5-6	280.00	8.00	466.67	25	107.1	N
			+	+							
			+	+							
			+	+							
			+	+							
			+	+							
			+	+							
			+	+							
			+	+							
			+	+							
Verification of Tack								Target Spread Rate: 83			
Record Of Bituminous Materials								Verification of Established Temp.: 320			
Verification Results Y/N											
Date	Sublot	Load No.	Temp	Y							
04/02/17	1	13	325	Y							
04/02/17	2	5	325	Y							
Date	04/02/17										
Sublot	2-Jan										
Pay Item No.	334-1-24										
Grade Of Asphalt	NTSS-1hm										
FDOT Calibration Tank No.	3159										
Beginning IN	1618										
Gallons	1724										
Ending IN	2516										
Gallons	1276										
Time of Day after Unloading	4:00 AM	AM	PM		AM	PM	AM	PM			
Temperature F	170										
Net Hot Gallons	448.00										
Correction Factor	0.9732										
Gallons @ 60F	435.9936										
SY Covered	9434.6										
Spread Rate Gal/SY	0.046										
Verification Results	Y										
M32007080 Qualified Technician ID# (TID)											
Remarks											
4/2/17 William's crew: Placed FC-5 along LT outside Rdwy at the following areas: side streets of Colbert Rd. Public Entrance RTL/turnout, clubhouse RTL/turnout, and paerial clubhouse gore area. This crew used loads 1,4,11,12,13,15,19. Junior's Crew: Placed FC-5 along LT rdwy at OS 1311+85 - 1281+40, Hoilside Heights RTL/OS, J Day side Street, Church entrance side street and 540A RTL at 1255+20 - 1258+00 as well as on RT Rdwy at RTL/OS at 1239+00. This crew used loads 2,3,5,7,9,10,14,21-23. 482.94 Tons											
State Of Florida Department Of Transportation										675-030-21 MATERIALS 03/95	

Form 675-030-21, Asphalt Roadway – Verification Report is a field form used to verify spread rate, temperature and bituminous materials.

Attachment 11.1-1e Asphalt Roadway – Daily Report of Quality Control

State of Florida Department of Transportation															Update Workbook		Clear EVERYTHING		675-030-20A CONSTRUCTION 04/05/2015											
Asphalt Roadway - Daily Report of Quality Control															Show Bid Cert Page		Import from file		Email Form Feedback to: AsphaltForms@dot.state.fl.us											
(FIN & Contract #): 431089-3-52-01															View Plan Quantity Sheet		remove last lot		LIMS Import: Pay Item #'s											
Contractor: [Redacted]															Show Reports		Assign Pay Item #'s		BASE ONLY											
Intended Lot Size: 2000 tons															Show Reports		Assign Pay Item #'s		BASE ONLY											
Lot Closed															Show Reports		Assign Pay Item #'s		BASE ONLY											
Lot # 23															Show Reports		Assign Pay Item #'s		BASE ONLY											
Mix Design # SPM13-11976A															Show Reports		Assign Pay Item #'s		BASE ONLY											
Gabr: 2.415															Show Reports		Assign Pay Item #'s		BASE ONLY											
Static Only															Show Reports		Assign Pay Item #'s		BASE ONLY											
#	Day or Night	Sub Lot	Truck Load #'s	Intended Use	Density?	Lane	Desc.	Lift # of #	Start Paving at Station	End Paving at Station	Length (FT)	Width (FT)	Area Paved (SY)	Quantity (TN)	Individual Lift Thickness (in)	Actual Spread Rate (LBSY)	Target Spread Rate (LBSY)	Total Thickness (in)	Prorated Base (SY)											
6	Night: 1	1	3	FC-576-22	N	RT	R-1	1 1	135+25.00	137+40.00	215	13.30	312.94	12.40	0.75	79.29	73													
7	Night: 1	1	4-5	FC-576-22	N	RT	R-1	1 1	137+40.00	149+70.00	1130	13.30	1663.89	63.84	0.75	76.46	73													
8	Night: 1	1	7-10	FC-576-22	N	RT	R-1	1 1	149+70.00	163+60.00	1430	13.20	2195.33	85.80	0.75	78.52	73													
9	Night: 1	1	11-12	FC-576-22	N	RT	R-1	1 1	163+60.00	171+10.00	750	13.10	1091.67	42.95	0.75	78.69	73													
10	Night: 1	1	13	FC-576-22	N	RT	R-1	1 1	171+10.00	172+75.00	165	13.10	240.17	9.40	0.75	78.28	73													
11	Night: 1	1	13-15	FC-576-22	N	RT	R-1	1 1	174+05.00	183+90.00	985	13.30	1455.61	54.93	0.75	75.47	73													
12	Night: 1			Waste									0.00	0.00																
				DAILY TOTALS: 269.32 Total Tons 0.00 Tons Not in Lot 269.32 net tons (0.00 tons Require Density) 269.32 tons Non-Density																										
															Intended Use		Pay Item #		Previous Total (Tons)		LOT Total (Tons)		Cumulative Total (Tons)		Previous Total (SY)		LOT Total (SY)		Cumulative Total (SY)	
															SP TL-D		334 114		852.65		0.00		852.65		11,006.63		0.00		11,006.63	
															SP TL-D-76-22		334 124		27,553.87		0.00		27,553.87		345,214.43		0.00		345,214.43	
															SP TL-C		334 113		1,192.43		0.00		1,192.43		21,788.06		0.00		21,788.06	
															SP TL-C-76-22		334 123		6,432.89		0.00		6,432.89		99,120.44		0.00		99,120.44	
															FC-576-22		337 722		4,000.00		269.32		4,269.32		104,051.62		6,955.61		111,007.23	
															Straightedge Corrections				1,605.19		0.00		1,605.19		19,325.83		0.00		19,325.83	
															Waste				755.34		0.00		755.34		0.00		0.00			

Form 675-030-20A, Asphalt Roadway - Daily Report of Quality Control is used to calculate spread rates and record asphalt and tack quantities.